



April 30, 2021

Chief, Environmental Enforcement Section
Environment and Natural Resources Division
U.S. Department of Justice
Box 7611 Ben Franklin Station
Washington, D.C. 20044-7611
Re: DOJ No. 90-5-1-1-09841

Brad Ammons
Environmental Engineer
Clean Water Enforcement Branch
Municipal and Industrial Enforcement
U.S. EPA Region 4
61 Forsyth Street, SW
Atlanta, GA 30303

Karl Fingerhood
Environmental Enforcement Section
U.S. Department of Justice
Box 7611 Ben Franklin Station
Washington, D.C. 20044-7611

Michelle Clark, P.E., BCEE
Office of Pollution Control
Environmental Compliance & Enforcement Div.
P.O. Box 2261
Jackson, MS 39225-2261

Re: City of Jackson, Mississippi, EPA Consent Decree
Annual Report #8

Dear Lady and Gentlemen:

Please find enclosed the Jackson Consent Decree Annual Report #8.

Should you have any questions, or need additional information, please contact me at your earliest convenience.

Sincerely,

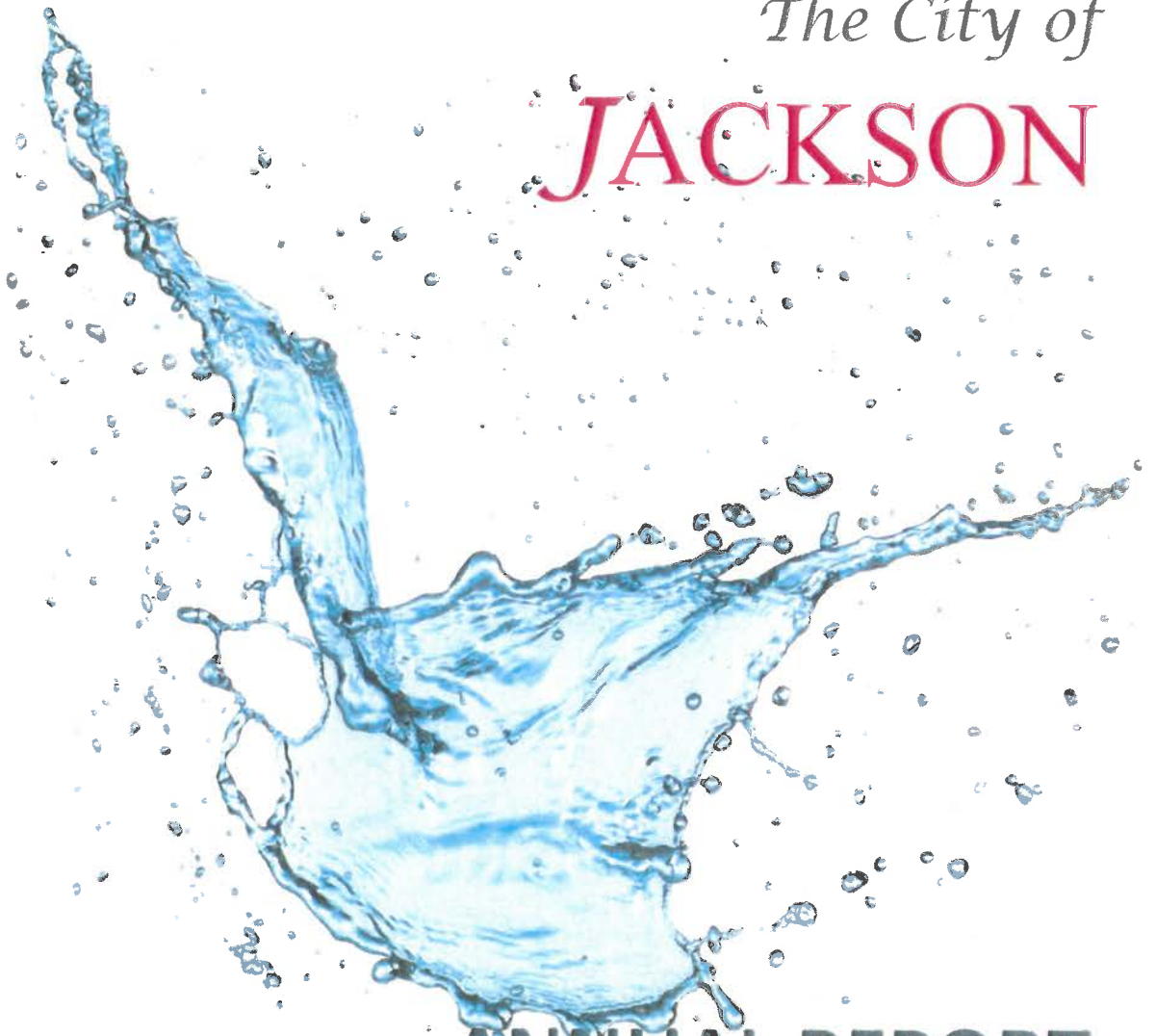
Jennifer Jorge

Jennifer Jorge, Ph.D.
Program Manager

Enclosure

cc: Honorable Chokwe Antar Lumumba, Mayor
Monica D. Allen, City Attorney
Charles Williams, P.E., Ph.D., Director, Public Works Department
Marlin King, Chief Administrative Officer
Mary Carter, Deputy Director of Public Works
Terry Williamson, Legal Counsel, Public Works
Bailey Long, MDEQ
Public Depository, Eudora Welty Public Library

The City of
JACKSON



**ANNUAL REPORT
REPORT NO. 8**

MARCH 2020 THROUGH FEBRUARY 2021

Department of Public Works
Consent Decree Program

City of Jackson
Wastewater Consent Decree Program

Annual Report No. 8
March 2020 through February 2021

April 30, 2021

Prepared for:

City of Jackson
Department of Public Works
P.O. Box 17
Jackson, MS 39205-0017

Prepared by:

WEI/AJA, LLC.
143-A LeFleurs Square
Jackson, MS 39211

City of Jackson, Mississippi

Annual Report No. 8

March 2020 through February 2021

I certify under penalty of law that this document and all attachments were prepared under my direction or supervision in accordance with a system designed to assure that qualified personnel properly gather and evaluate the information submitted. Based on my inquiry of the person or persons who manage the system, or those persons directly responsible for gathering such information, the information submitted is, to the best of my knowledge and belief, true, accurate and complete. I am aware that there are significant penalties for submitting false information, including the possibility of fine and imprisonment for knowing violations.



Chokwe Antar Lumumba,
Mayor

Date

Charles E. Williams, Jr. Ph.D., P.E., Director
Department of Public Works

Date

Annual Report No. 8

March 2020 through February 2021

Contents

1.0	Introduction	1-1
1.1	Consent Decree Overview	1-1
1.2	Authority to Promulgate	1-1
1.3	Consent Decree Requirements for Annual Report.....	1-1
1.4	Compliance Statement for Annual Report.....	1-2
1.5	City Meetings with EPA and MDEQ.....	1-3
1.6	Covid 19 Impacts.....	1-3
2.0	Summary of CMOM Programs	2-1
2.1	Training Program	2-1
2.2	Sewer Overflow Response Plan	2-3
2.3	Inter-Jurisdictional Agreement Program.....	2-4
2.4	Private Lateral Program.....	2-5
2.5	Water Quality Monitoring Program	2-5
2.6	Pump Station Operations Program	2-6
2.7	Fats, Oil and Grease Control Program	2-6
2.8	Pump Station Preventive Maintenance Program	2-8
2.9	Gravity Line Preventive Maintenance Program	2-8
2.10	WWTP Operations and Maintenance Program	2-9
2.11	Financing and Cost Analysis Program.....	2-10
3.0	Trend Analysis of SSOs and Prohibited Bypasses	3-1
3.1	Collection System SSOs.....	3-1
3.2	Pump Station SSOs	3-9
3.3	West Bank Interceptor SSOs	3-16
2.3	Prohibited Bypasses	3-23
Appendix		
Table 1	Collection System SSOs	A-1
Table 2	Pump Station SSOs.....	A-31
Table 3	West Bank Interceptor SSOs.....	A-32
Table 4	Prohibited Bypasses.....	A-34

1.0 Introduction

1.1 Consent Decree Overview

On March 1, 2013, the Consent Decree (CD) agreed to by the City of Jackson, Mississippi, U.S. Environmental Protection Agency (EPA), and the Mississippi Department of Environmental Quality (MDEQ) regarding the wastewater collection and treatment system was entered by the U.S. Court, Southern District of Mississippi. Over a 17.5-year timeline, the Consent Decree requires the City to:

- Develop, submit, finalize, and implement plans for the continued improvement of the Wastewater Collection and Transportation System (WCTS) and Wastewater Treatment Plants (WWTPs)
- Eliminate Sanitary Sewer Overflows (SSOs), effluent limit violations (including any violations of the new effluent limits for nutrients), and reporting violations, and
- Minimize Prohibited Bypasses.

One of the ongoing requirements of the EPA Consent Decree is to submit periodic reports to demonstrate continuing compliance. The specific reporting requirements of the CD are described below.

1.2 Authority to Promulgate

The Program Management team compiled this Annual Report from information provided by the City and its contractors to fulfill the requirements of Section IX ¶ 57 (c) set forth in the CD.

1.3 Consent Decree Requirements for Annual Report

As stated in the Consent Decree Section IX ¶ 57 (c), the Annual Report shall be submitted beginning sixty (60) Days after the first full twelve (12)-month period following the Date of Entry of the CD, and sixty (60) Days after each subsequent twelve (12)-month period until termination of the Consent Decree, and shall include, at a minimum:

- (i) A summary of the CMOM Programs implemented or modified pursuant to this Consent Decree, including a comparison of actual performance with any performance measures that have been established.
- (ii) A trends analysis of the number, volume, duration, and cause of the City's SSOs for a twenty-four (24)-month period updated to reflect the SSOs that occurred during the previous twelve (12)-month period except that the first Annual Report shall only include the first twelve (12) months.

(iii) A trends analysis of the number, volume, duration, and cause of all Prohibited Bypasses for a twenty-four (24)-month period updated to reflect the Prohibited Bypasses that occurred during the previous twelve (12)-month period except that the first Annual Report shall only include the first twelve (12) months.

1.4 Compliance Statement for Annual Report

Because of the City's financial issues, lack of funding and staffing shortage in the Sewer Maintenance Department, the City has been unable to fully implement all aspects of the original Consent Decree. For the reporting period of March 1, 2019 through February 29, 2020, the City of Jackson, based on best available information as of this writing, is compliant with the requirements of the Consent Decree entered on March 1, 2013, except for late submissions, or not achieving full implementation of the following items:

- Semi-Annual Report 7
- Quarterly Reports 14 and 15
- Annual Report 4
- Private Lateral Program
- Gravity Line Preventive Maintenance Program
- Training Program (Approved Program document was updated January 2021; City currently in full compliance)
- Water Quality Monitoring
- Fats, Oil and Grease (FOG) Program (Approved Program document currently being updated)
- Pump Stations Operations Program
- Pump Station Preventative Maintenance Program
- Capacity Assurance Program
- Financial Capacity Analysis Program
- Supplemental Environmental Project (SEP)
- Group 1 Sanitary Sewer Evaluation Survey (SSES) Field Work
- Group 1 Sewershed Rehabilitation Plan.
- Semi-Annual Report 16

The City has continued to report a Weekly Status to MDEQ and EPA. The City also continues having Teleconferences twice a month with both agencies, to address overall status of the Consent Decree Program, and to continue the ongoing Consent Decree modification negotiations dialogue, with the aim to right-size the Consent Decree Program, make it more affordable for Jackson citizens and realistically achievable for the City.

1.5 City Meetings with EPA and MDEQ

The City conducted multiple meetings with regulatory authorities during the reporting period to provide updates on the status of the Consent Decree Program implementation and to discuss the challenges the City has encountered to complete these tasks. Below is a listing of the meetings and telephone conference calls that were conducted during the reporting period:

Date	Location	Purpose
3/26/20	Conference Call	Consent Decree Status Update Meeting
5/14/20	Conference Call	Consent Decree Status Update Meeting
6/18/20	Conference Call	Consent Decree Status Update Meeting
7/1/20	Conference Call	SORP Implementation
7/9/20	Conference Call	Consent Decree Status Update Meeting
7/14/20	Conference Call	SORP Implementation
7/23/20	Conference Call	SORP Implementation
7/30/20	Conference Call	SORP Implementation
8/6/20	Conference Call	SORP Implementation
8/13/20	Virtual Meeting	Consent Decree Status Update Meeting
8/20/20	Conference Call	SORP Implementation
8/27/20	Conference Call	SORP Implementation
9/3/20	Conference Call	Consent Decree Status Update Meeting
9/10/20	Conference Call	Consent Decree Status Update Meeting
10/8/20	Conference Call	Consent Decree Status Update Meeting
10/22/20	Conference Call	Consent Decree Status Update Meeting
11/12/20	Conference Call	Consent Decree Status Update Meeting
12/10/20	Conference Call	Consent Decree Status Update Meeting
12/24/20	Conference Call	Cancelled Due to Holiday
1/14/21	Conference Call	Consent Decree Status Update Meeting
1/28/21	Conference Call	Cancelled Due to EPA Request
2/11/21	Conference Call	Consent Decree Status Update Meeting
2/25/21	Conference Call	Cancelled Due to Winter Storm Response

1.6 COVID 19 Impacts

The City has experienced conditions related to the ongoing COVID-19 pandemic that are having an impact on the City, its employees, and the support personnel involved in the Consent Decree Program implementation. COVID-19 has created difficult working conditions associated with resource limitations, restrictions on the ability of employees to work together in an efficient manner, and a redirection of employee resources on and training related to operating procedures. The City is making the health and safety of its employees, citizens, and supporting personnel the highest priority at this time and decisions have been made to maintain current day-to-day operations in a safe and effective manner. These decisions may have longer-term implications related to compliance with some Consent Decree scheduled milestones.

2.0 Capacity, Management, Operations and Maintenance Programs

The Consent Decree Section VI, D ¶ 31 through 43 requires the City to implement various programs to properly manage, operate and maintain sanitary wastewater collection, transmission and treatment systems, investigate capacity-constrained areas of these systems, and respond to SSO events.

Each section below provides the annual summary of activities for that particular capacity, management, operations, and maintenance (CMOM) program. Milestones achieved within the last period and milestones anticipated for the next reporting period are also listed.

2.1 Training Program

The Training Program is fully implemented.

Significant milestones reached this period:

- The Training Program was revised January 2021 and is in full compliance of the Consent Decree requirements.
- Completion of training hours was limited in this past reporting period. Covid-19 restrictions limited the amount of training that was provided.
- The Training Program Manual/Report has been revised to reflect changes in procedures, as required by the Consent Decree.

Significant milestones anticipated during the next reporting period:

- Continue to develop training objectives for each employee. Training Coordinator will work with managers/supervisors to develop employee specific training plans.
- Review Training Program objectives annually with Public Works Director and propose Program amendments as necessary.
- Training topics scheduled during for the next reporting period are summarized in the following table:

Jackson Department of Public Works Training Report Consent Decree Training List - Scheduled			
Subject	Summary	Date	Status
Load Securement	Litmos Training Module	6/3/21	
Struck by Hazards	Litmos Training Module	6/10/21	
Stormwater Pollution Prevention	Litmos Training Module	6/17/21	
Hydrogen Sulfide Awareness	Litmos Training Module	6/24/21	

Subject	Summary	Date	Status
Hand and Power Tools Safety	Litmos Training Module	7/1/21	
Severe Weather Awareness	Litmos Training Module	7/8/21	
Spill Response Video	Litmos Training Module	7/15/21	
Trenching and Excavation Safety	Litmos Training Module	7/22/21	
Machine Guarding	Litmos Training Module	8/5/21	
Defensive Driving	Personnel Management	8/12/21	
Working Around Powered Equipment	Litmos Training Module	8/19/21	
Dangers of Confined Space	Litmos Training Module	8/26/21	
Utility Safety in Work Zones	Litmos Training Module	9/2/21	
Stress Management	Litmos Training Module	9/9/21	
Fire Safety	Litmos Training Module	9/16/21	
Bloodborne Pathogens	Litmos Training Module	9/23/21	
EEO Sexual Harassment Training	Personnel Management	9/30/21	
Lockout Tagout	Litmos Training Module	10/7/21	
Construction Safety	Litmos Training Module	10/14/21	
Flagging/Traffic Control	Litmos Training Module	10/21/21	
Protecting your Feet	Litmos Training Module	10/28/21	
Hard Hat Safety	Litmos Training Module	11/4/21	
Mold Awareness	Litmos Training Module	11/11/21	
Back Safety	Litmos Training Module	11/18/21	
Electrical Hazard Safety	Litmos Training Module	11/25/21	
Basic First Aid Part 1	Litmos Training Module	12/2/21	
Basic First Aid Part 2	Litmos Training Module	12/9/21	
Flammable and Combustible Liquids	Litmos Training Module	12/16/21	
Cut and Puncture Prevention	Litmos Training Module	12/23/21	
Cold Stress Safety	Litmos Training Module	12/30/21	
Commitment to Safety	Litmos Training Module	1/6/22	
Working Around Mobile Equipment	Litmos Training Module	1/13/22	
How to Handle Workplace Emergency	Litmos Training Module	1/20/22	
Leadership in Safety	Litmos Training Module	1/27/22	
Occupational Ergonomics	Litmos Training Module	2/3/22	
Respiratory Protection	Litmos Training Module	2/10/22	
Fall Protection	Litmos Training Module	2/17/22	
Reporting Workplace Accidents	Litmos Training Module	2/24/22	

2.2 Sewer Overflow Response Plan

The City submitted to MDEQ a SORP on September 28, 2011, pursuant to the MDEQ Agreed Order I. MDEQ approved the SORP on October 10, 2011. A copy of the SORP is Appendix E to the Consent Decree. The City shall continue to implement the SORP as an enforceable obligation under the Consent Decree. Key elements in the SORP are:

- Overflow identification and Response Procedures
- Building Backups Procedure
- Public Advisory Procedure
- Regulatory Agency Notification Procedure
- Long Term Corrective Action Procedure
- Personnel Training

This CMOM Program is moderately implemented. The City is unable to fully implement this program CMOM due to lack of staffing and lack of funding. Public notification procedures still need to be included into the Program. Because of the lack of City staff, crews were not developed for each of the four City zones that were originally created. The dispatching of maintenance personnel within 1-hr or 2-hr of being notified is also a challenge to the City due to lack of personnel.

Significant milestones reached this period:

- Submitted revised SORP to regulatory agencies in February 2021.
- Continued remotely monitoring high water alarms on all lift stations.
- Continued monthly updates of post rainfall inspection lists and mapping through the reporting period.
- Continued Regulatory Agency notifications.
- Conducted 4900 post rainfall location inspections during this annual reporting period (1320 inspections during March 2020-August 2020; 3580 inspections during September 2020-February 2021). Of those inspections, 226 locations were found to have an SSO occurring or evidence of a previous SSO (50 SSOs during March 2020-August 2020; 176 SSOs during September 2020-February 2021). These locations were reported to Sewer Maintenance for follow up response.
- Continued routine inspections of locations that have unresolved issues, such as collapsed pipes that have contributed to SSOs.
- Continued mapping of Food Service Establishments (FSEs), collection system failures, dry weather and wet weather SSO locations, including chronic SSO locations.
- Submitted Quarterly Reports #28, #29, #30, #31 and #32 (this last report is on schedule to be submitted at the end of April 2021).

Significant milestones anticipated during the next reporting period:

- Review SSO locations with multiple occurrences (chronic SSOs) and determine needs based on City's available funding.
- Program team will continue updating map to identify locations with multiple SSOs for City inspection.
- Perform monthly update and maintenance of the SSO database, utilizing Program Management Staff.
- Remotely monitor all pump station high water levels and respond accordingly - by Veolia.
- Continue to submit timely Quarterly Reports, as required by the Consent Decree.
- Continue to develop/refine Standard Operating Procedures (SOPs) for activities conducted under the SORP by City personnel.

2.3 Inter-Jurisdictional Agreement Program

The City shall have an Inter-Jurisdictional Agreement Program for when the City reopens or renews existing agreements or enters into new agreements that cover the collection, conveyance, and treatment of sewage by the City from municipal satellite sewer systems and/or large volume sewer customers.

The program shall delineate the minimum provisions to be set forth in these agreements. Such provisions shall include requirements on the contracting party to properly manage, operate, and maintain its sewage collection and conveyance systems including, without limitation, the management of FOG and the minimization of peak flows into the City's Sewer System by excluding, to the maximum reasonable extent, I/I.

The City has this Agreement language in place and uses its requirements when developing new Sewer Agreements with satellite customers that want to discharge wastewater into the City's wastewater system.

Significant milestones reached this period:

- The Inter-Jurisdictional Agreement Program has been developed.

Significant milestones anticipated during the next reporting period:

- No Inter-Jurisdictional Agreements are planned in the near future.

2.4 Private Lateral Program

Because of a lack of funding the City decided to focus its intention on development of the Supplemental Environmental Project (SEP), which has similar goals of repairing or replacing sanitary sewer service laterals for homeowners with qualifying income levels.

Significant milestones reached this period:

- No activities were performed.

Significant milestones anticipated during the next reporting period:

- This is one of the CMOM Programs the City wants to defer for a period of time or eliminate through negotiation of the Consent Decree Modification.
- No activities are planned for the subsequent period due to lack of funding.

2.5 Water Quality Monitoring Program

Because of a lack of funding, the high number of emergency sewer failures and the large amount and volumes of SSOs, this CMOM Program received a lower priority from the City and Program Team because it would not be cost effective to spend limited funds on sampling, monitoring and testing for water quality when we know it would be poor because of the above issues. It was decided to focus the City's limited financial resources on fixing as many of the emergency sewer failures and reducing the number of SSOs, rather than starting a Water Quality Monitoring Program. For these reasons, the City has not moved forward with the Water Quality Monitoring Program.

Significant milestones reached this period:

- No activities were performed.

Significant milestones anticipated during the next reporting period:

- This is one of the MOM Programs the City wants to defer for a period of time or eliminate through negotiation of the Consent Decree Modification.
- No activities are planned for the subsequent period due to lack of funding.

2.6 Pump Station Operations Program

The City's contract operator, Veolia, is in charge of operations and maintenance of the City's Pump Stations and Wastewater Treatment Plants. The responsibility to meet the City's Pump Station Operations CMOM Program is written into Veolia's contract with the City of Jackson.

Significant milestones reached this period:

- Pump station SSOs occurrences totaled 0 for the period of March 2020 through February 2021. This compares to a total of 1 from March 2019 through February 2020.
- Emergency Pump Arounds (EPAs) connections have been installed at 41 of the 98 pump stations. For the remaining 58 pump stations that currently do not have that built-in capability, retrofits will be made as funding becomes available.
- The contract operator (Veolia) is required to be compliant with the approved Pump Station Operations Program as part of their contract with the City.

Significant milestones anticipated during the next reporting period:

- Monitor that contract operator is meeting the Consent Decree requirements, as part of their contract.
- Continue implementation of Program as approved.
- Veolia to continue to install EPAs and emergency generator quick connections to pump stations according to the phased plan and as the City has available funding for these projects.

2.7 Fats, Oil and Grease (FOG) Program

The FOG Program is fully implemented.

This program is being administered by the Program team. However, during a portion of this reporting (March 2020 – June 2020) the FOG inspections ceased due to concerns over the COVID 19 pandemic and the safety of the inspectors and FSE staff. City staff were trained to only complete the FOG inspections of new FSEs starting up in the City, so this way the City can obtain permitting fees and inform and train new FSEs to the City's FOG Program and of its requirements.

Significant milestones reached this period:

- The Program Management Team restarted the FOG Inspection Program in November 2019.

- As of the end of February 2021 there were a total of 1,106 Food Service Establishment (FSEs) in the City of Jackson. The breakdown of these FSEs by category is as follows:
 - 61 **HotSpotList** – FSEs in areas with recurring sewer cleaning needs, all of which are mapped and tracked in GIS; and all have been inspected.
 - 224 **Mississippi State Department of Health Category 3 & 4 FSEs** - FSEs that are large operations and/or have had repeated Health Department violations.
 - 269 **Mississippi State Department of Health Category 1 & 2 FSEs** - FSEs that are small operations and/or have a good record of Health Department compliance.
 - 91 **Institutions** - Schools, correctional facilities, feeding centers, and government buildings with food service (e.g., MS Children's Museum).
 - 19 **Hospitals & Nursing Homes.**
 - 19 **Food Processors** - Food product manufacturing and storage facilities.
 - 15 **Mobile Food Units** - Food Trucks.
 - 45 **Coffee, Ice Cream, and Flavored Ice cream.**
 - 153 **Churches.**
 - 186 **Child Care & Adult Day Care Facilities.**
 - 24 **Automotive Facilities & Car Washes.**
- 1,106 **Total number of FSEs in the City of Jackson**

- The City has the following priority list for performing FOG inspections:
 1. Sewer Trouble Spots Reported
 2. FSE HotSpot List
 3. Category 3&4 FSEs
 4. Category 1&2 FSEs
 5. All other categories
- Total first time (courtesy) inspections completed since inception of the FOG Program: 996
- Total follow-up inspections completed since inception of the FOG Program: 2760.

Significant milestones anticipated during the next reporting period:

- Continue to update the FSE database.
- Continue formal compliance inspections and enforcement according to the Sewer Use Ordinance.

2.8 Pump Station Preventive Maintenance Program

The City's contract operator, Veolia, is in charge of operations and maintenance of the City's Pump Stations and Wastewater Treatment Plants. The responsibility to meet the City's Pump Station Preventative Maintenance CMOM Program is written into Veolia's contract with the City of Jackson.

Significant milestones reached this period:

- Preventive and corrective maintenance activities were performed on all the pump stations. Preventive maintenance work orders completed were 1322 and Corrective maintenance work orders completed were 77.

Significant milestones anticipated during the next reporting period:

- Complete Windsor pump station improvement project, pending funding availability.
- Monitor that contract operator is meeting the Consent Decree requirements, as part of their contract.
- Continue implementation of Program as approved.

2.9 Gravity Line Preventative Maintenance Program

Because of the high number of emergency sewer failures and the large amount and volumes of SSOs, the City decided to focus their limited resources on fixing and repairing these emergency sewer failures and reducing the dry weather SSOs, versus going out and looking for wet weather infiltration and inflow (I/I). For these reasons, this CMOM Program received a lower priority from the City and Program Team, as it would not be cost effective to spend limited City funds on I/I reduction, when the City was experiencing collapsed sewers, emergency pumps, sewer failures and a majority of SSOs are occurring during dry weather. It was decided to focus the City's limited financial resources on fixing as many of the emergency sewer failures and reducing the number of SSOs, rather than beginning to follow a Gravity Line Preventative Maintenance Program. For these reasons, the City has not directly moved forward with implementation of the plan developed and described in the Gravity Line Preventative Maintenance Program.

Significant milestones reached this period:

- Preventative Cleaning - 58,871 LF of pipes of different diameters cleaned.
- Maintenance Staffing - 47 positions staffed, of which 0 positions were recently filled; 27 still vacant; 34 frozen positions.

Current Major Equipment:

- 2 of 4 Jet Vactor Trucks operational (2 rented and 2 down for repairs).
- 1 of 1 Rudder Truck operational.
- 2 of 2 CCTV Trucks operational.
- There was no major equipment purchased during the reporting year.
- Several sewer maintenance activities have been affected by fluctuating staffing levels during the past year.

Significant milestones completed during the reporting period include:

- Completed construction on the following Collection System Emergency Repair/Replacement projects:
 - Linde Drive - \$1,742,371.87
 - Ridgewood Road/Sheffield- \$391,149.00
 - Woodell Drive - \$494,810.00
 - Purple Creek (Westbrook Rd) - \$385,993.12
 - Woodrow Wilson/Prosperity - \$322,208.98
 - White Oak - \$686,152.10
 - Raymond Rd/Scanlon Drive - \$153,666.00
 - Medgar Evers Blvd - \$166,828.00
 - Edgewood Ave/Euclid - \$502,075.00
 - Livingston Rd/Atley - \$124,406.50
 - Robinson Rd - \$84,976.60
 - West Porter Street - \$154,922.66
 - Delaware Ave - City Repaired
 - Lamar/Bell Street - \$386,270.00
 - Forrest Hill Rd - \$205,353.50
 - Elmwood - \$64,310.00

Significant milestones anticipated during the next reporting period include:

- Ongoing construction on the following Collection System Emergency Repair/Replacement projects:
 - Eubanks Creek Interceptor - \$ 1,791,238.00
 - Meadowbrook Drive - \$156,744.20
 - Meadowbrook/Northview Drive - \$227,781.30
 - Southwood Drive - \$124,041.94

2.10 WWTP Operations and Maintenance Program

The City's contract operator, Veolia, is in charge of operations and maintenance of the City's Wastewater Treatment Plants and Pump Stations. The responsibility to meet the City's Wastewater Treatment Plant (WWTP) Operations and Maintenance (O&M) CMOM Program is written into Veolia's contract with the City of Jackson.

Significant milestones reached this period:

- Completed 1368 Preventative/Predictive Work Orders.
- Completed 179 Corrective Work Orders.
- Monthly meetings were held with City personnel and Veolia personnel to review operations and maintenance activities and discuss other related issues.

- Prohibited bypasses for the period were 15 for the period March 2020 through February 2021. This compares to a total of 5 for the previous reporting period. It should be noted that while the number of bypasses increased, the total duration and the volume of the bypasses has decreased.

Significant milestones anticipated during the next reporting period include:

- Monitor that contract operator is meeting the Consent Decree requirements, which is required as part of their contract.
- Continue implementation of Program as approved.
- Continue identifying out of service equipment requiring capital improvement and making improvements as necessary pending City approval and available funding.

2.11 Financing and Cost Analysis Program

This CMOM Program focuses on financial processes to regularly analyze, schedule, plan and implement various financial and capital improvement projects so the City is always forward looking and has the financial resources to maintain and improve capacities, facilities and assets as required. Since the recent financial crisis the City has been going through as a result of their billings and collection issues, the City has implemented a Financial Management Policy, a Customer Service Water and Sewer Billing Pledges and developed Long-Term and Short-Term Financial Models to assist the City in meeting its financial obligations, assist in the Consent Decree Modification negotiations and develop a long- and short-term tools for the City's Public Works Department to manage their two enterprise funds.

Significant milestones reached this period:

- Continued using Financial models (Short-Term Financial Model and Long-Term Financial Model) to assist City staff with Consent Decree Modification work.

Significant milestones anticipated during the next reporting period:

- Continue implementation of the Program as required, provided funds are available.
- Update Long Term Financial Model.

3.0 Trend Analysis of SSOs and Prohibited Bypasses

The trend analysis for the eighth year of CD implementation includes data for SSOs and prohibited bypasses for March 2019 through February 2021. For each month, numbers of events, total volume, and total duration are plotted with rainfall for the month. Events per month are also plotted by cause.

SSOs are divided into three elements of the wastewater system: the collection system, West Bank Interceptor, and pump stations. Prohibited bypasses were observed only at the Savanna Street Wastewater Treatment Facility (SSWWTF).

SSOs and prohibited bypasses are listed in Tables 1 through 4 in **Appendix A**. The events for March 2019 through December 2020 have been included in Quarterly Reports 28-31. The events for January and February 2021 are included in Quarterly Report No. 32, which is submitted concurrently with this report.

3.1 Collection System SSOs

Figure 3.1 shows SSO events by month as a result of the following reported causes:

- Grease
- Roots
- Solids
- Collapsed Pipe
- Pump Station Failure
- Excessive Flow
- Undersized Line
- Other

Some SSO events had multiple causes. In these instances, each cause was assigned a fractional value, adding up to a total of one cause for each event.

Figures 3.2 and **3.3** shows percentages of collection system SSOs for the year by cause for each year.

Figure 3.4 shows total volume of SSOs for each month. Volumes are plotted on a logarithmic scale because of the large monthly variations.

Figure 3.5 shows total duration of SSOs for each month. Durations are plotted on a logarithmic scale.

Figure 3.6 shows the change in number of collection system SSOs for the same month in the previous year.

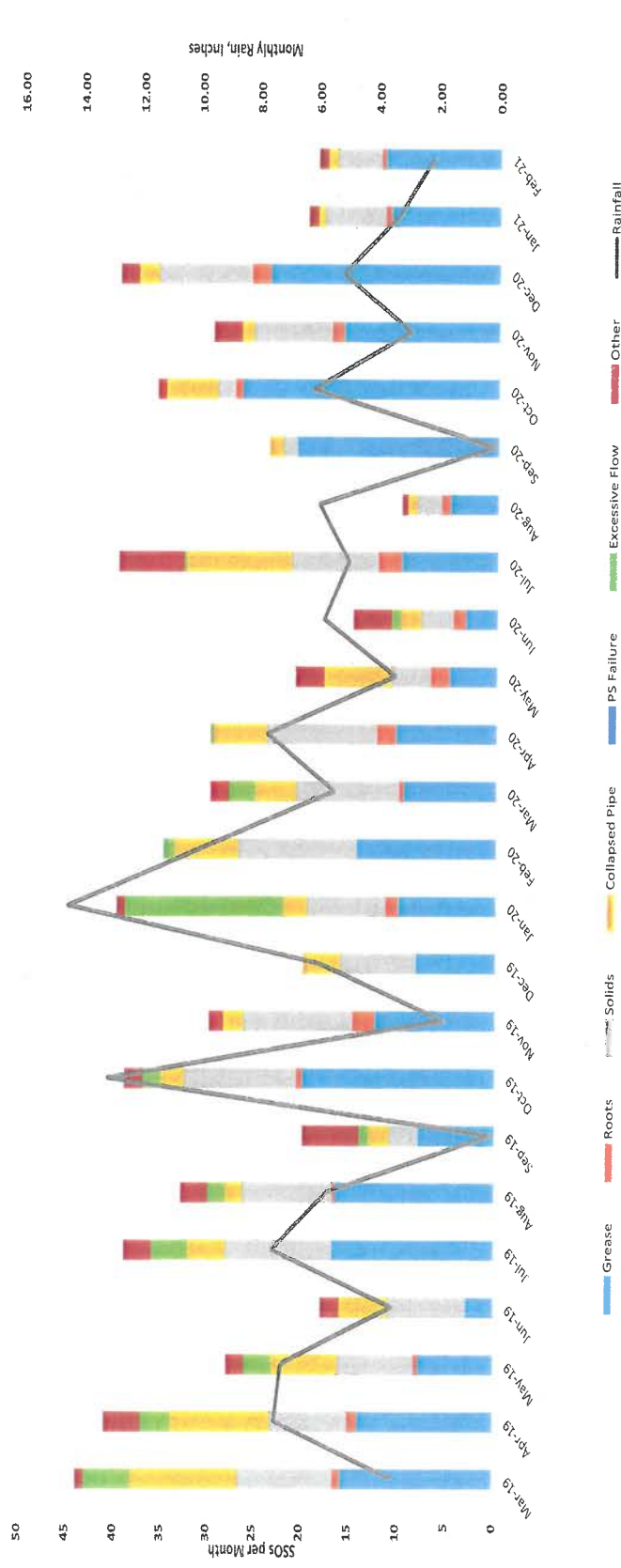
Monthly rainfall is plotted in each graph. It should be noted that there does not appear to be a direct correlation between rainfall and the number, volume, or duration of SSOs.

For the reporting period March 2020 thru February 2021, there were 315 SSOs reported. This compares to 387 SSOs reported during March 2019 through February 2020. As in the previous reporting period, the most common reported causes of SSOs were grease and solids.

SSOs caused by grease comprised 49% of the total. This is an increase from 38% for the period March 2019 through February 2020. The status of implementation of the Fats, Oils and Grease Program is discussed above in Section 2 of this report.

The next most common reported causes of SSOs for the period were Solids comprising 23% and Collapsed Pipe comprising 14% of the total. This is a decrease from 28% for Solids and from 15% for Collapsed Pipe for the previous reporting period. The implementation of the Gravity Line Preventative Maintenance Program is discussed above in Section 2 of this report.

Figure 3.1: Collection System SSOs by Cause
March 2019 – February 2021



		2019-2020												2020-2021													
Mar-19	Apr-19	May-19	Jun-19	Jul-19	Aug-19	Sep-19	Oct-19	Nov-19	Dec-19	Jan-20	Feb-20	Mar-20	Apr-20	May-20	Jun-20	Jul-20	Aug-20	Sep-20	Oct-20	Nov-20	Dec-20	Jan-21	Feb-21	Total	Rainfall, inches		
1.0	4.0	2.0	2.0	3.0	3.0	6.0	6.0	1.5	0.0	1.0	0.0	2.0	0.0	3.0	4.0	7.0	0.5	0.0	1.0	3.0	2.0	1.0	1.0	0.0	3.38	7.29	
0.0	0.0	0.0	0.0	0.0	0.0	0.0	0.0	0.0	0.0	0.0	0.0	0.0	0.0	0.0	0.0	0.0	0.0	0.0	0.0	0.0	0.0	0.0	0.0	0.0	0.0	7.40	
5.0	3.3	3.0	3.0	4.0	2.0	1.0	2.0	0.0	0.0	1.3	3.0	3.0	0.3	0.0	1.0	0.3	0.0	0.0	0.0	0.0	0.0	0.0	0.0	0.0	0.0	3.88	
0.0	0.0	0.0	0.0	0.0	0.0	0.0	0.0	0.0	0.0	0.0	0.0	0.0	0.0	0.0	0.0	0.0	0.0	0.0	0.0	0.0	0.0	0.0	0.0	0.0	0.0	7.40	
11.3	10.5	6.8	5.0	3.8	1.7	2.0	2.3	2.2	3.8	2.3	6.7	4.2	5.7	7.0	2.0	11.2	1.0	1.5	5.5	1.3	2.1	0.7	1.0	0.0	3.38		
10.0	8.1	7.8	8.0	11.3	9.5	3.0	12.0	11.5	7.8	8.2	12.5	10.7	11.5	4.0	3.3	9.0	2.5	1.5	1.8	8.2	9.9	6.3	4.5	0.0	7.40		
0.8	1.1	0.5	0.0	0.3	0.0	0.7	2.3	0.0	1.3	1.3	0.0	0.5	2.0	2.0	1.3	2.5	1.0	0.0	0.8	1.3	2.1	0.7	0.5	0.0	16.8		
15.8	14.1	7.8	3.0	16.8	16.5	8.0	20.0	12.5	8.3	10.2	14.5	9.7	10.5	5.0	3.3	10.0	5.0	21.0	26.8	16.2	23.9	11.3	12.0	0.0	5.58		
4.4	4.1	2.8	1.8	3.9	3.3	2.0	3.9	3.0	2.0	4.0	3.5	3.0	3.0	2.1	1.5	4.0	1.0	2.4	3.6	3.0	4.0	2.0	1.9	0.0	3.88		
3.38	7.29	7.07	3.38	7.40	5.58	0.14	13.06	1.73	5.84	14.43	9.93	5.38	7.65	3.37	5.76	4.94	5.95	0.14	6.16	2.92	5.18	3.36	2.23	0.0	3.38		

Figure 3.2: Percentage of Collection System SSOs by Cause
March 2020 – February 2021

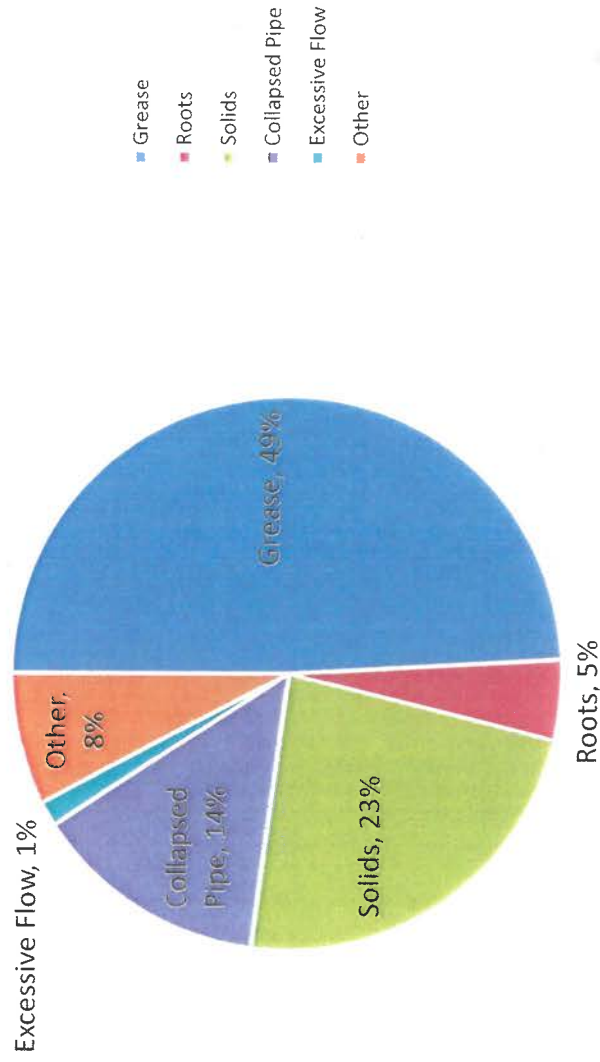
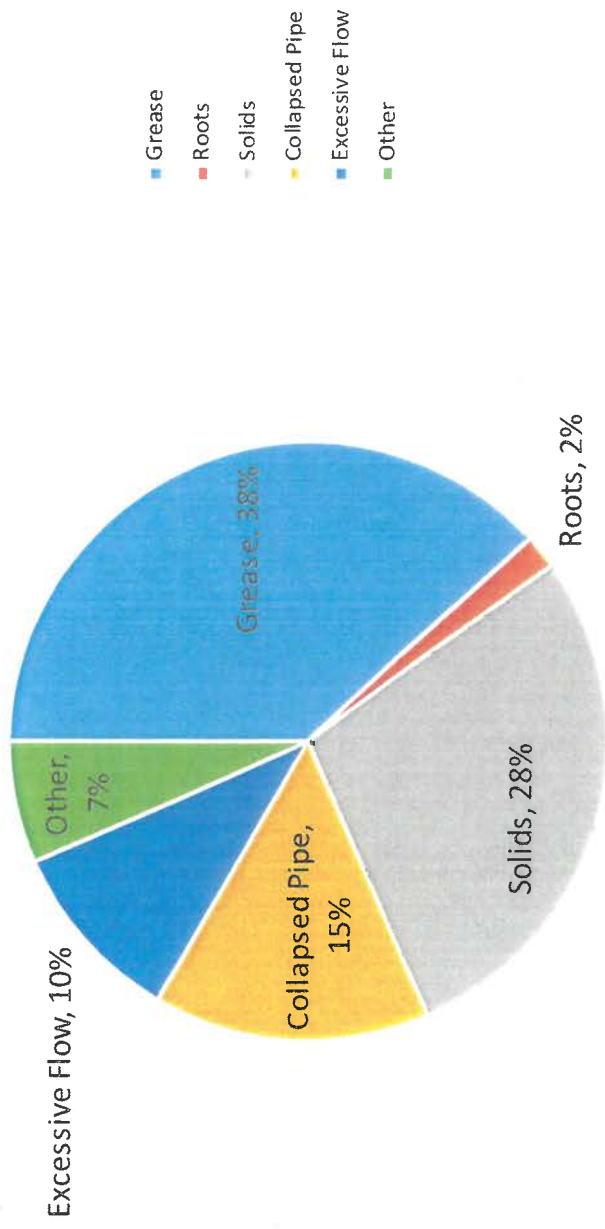


Figure 3.3: Percentage of Collection System SSOs by Cause
March 2019 – February 2020



**Figure 3.4: Collection System SSO Volume
March 2019 – February 2021**


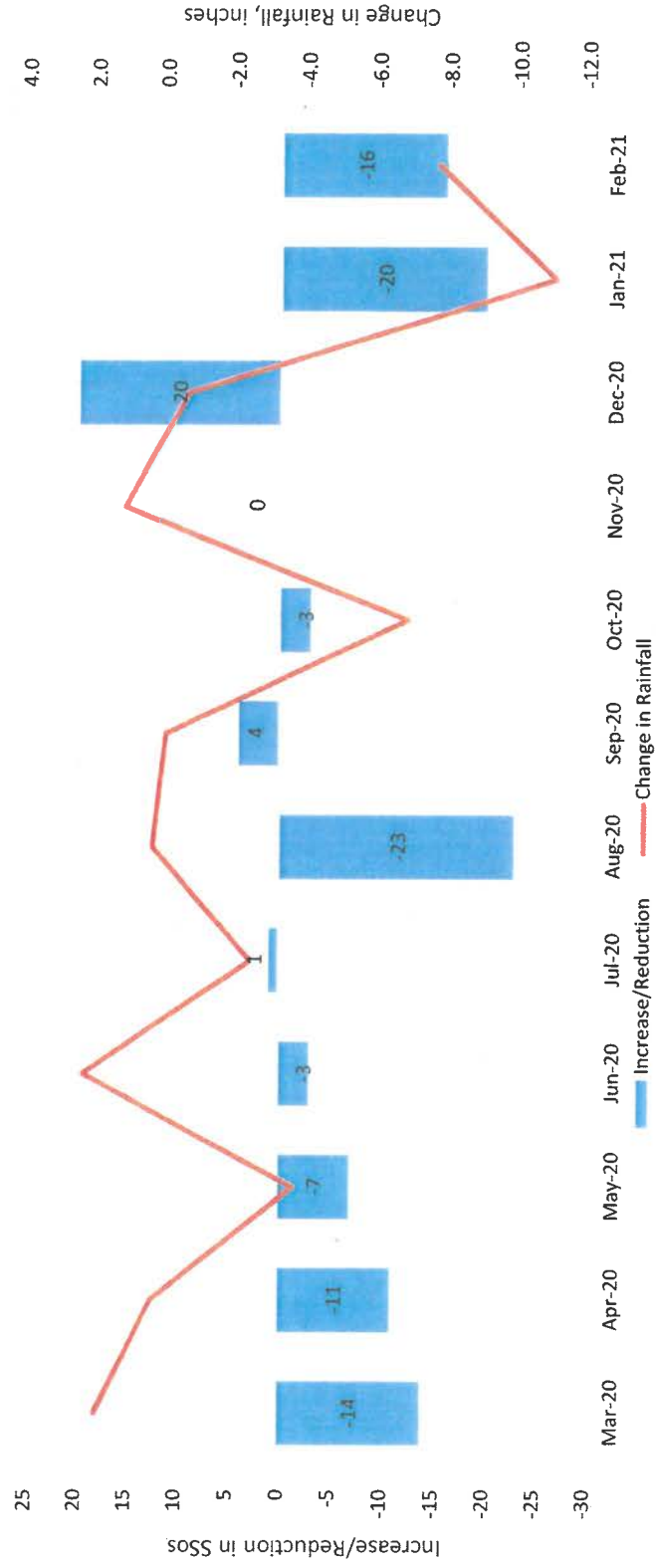


Figure 3.5: Collection System SSO Duration
March 2019 – February 2021



**Figure 3.6: Year-to-Year
Change in Number of Collection System SSOs from Previous Year
vs. Change in Rainfall**



3.2 Pump Station SSOs

Figure 3.7 shows pump station SSO events by month by reported cause, as listed above, as well as monthly rainfall. As above, multiple causes were assigned fractional values, adding up to a total of one cause for each event.

Figures 3.8 and **3.9** show percentage of SSOs by cause for each year.

Figure 3.10 logarithmic plots total volume of pump station SSOs for each month, along with monthly rainfall.

Figure 3.11 shows total duration of pump station SSOs for each month.

Figure 3.12 shows year-to-year change in the number of pump station SSOs from the same month the previous year.

For the reporting period March 2020 thru February 2021, there was zero (0) SSO reported. This compares to one (1) SSO reported during March 2019 through February 2020.

As Veolia North America, LLC, the City's contract operator, has continued to improve their operations and maintenance procedures as part of the Pump Station Preventative Maintenance Program, the number of SSOs was reduced to zero (0) for the period March 2020 through February 2021. Continued improvement and refinement of procedures will continue during the next reporting period.

**Figure 3.7: Pump Station SSOs by Cause
March 2019 – February 2021**

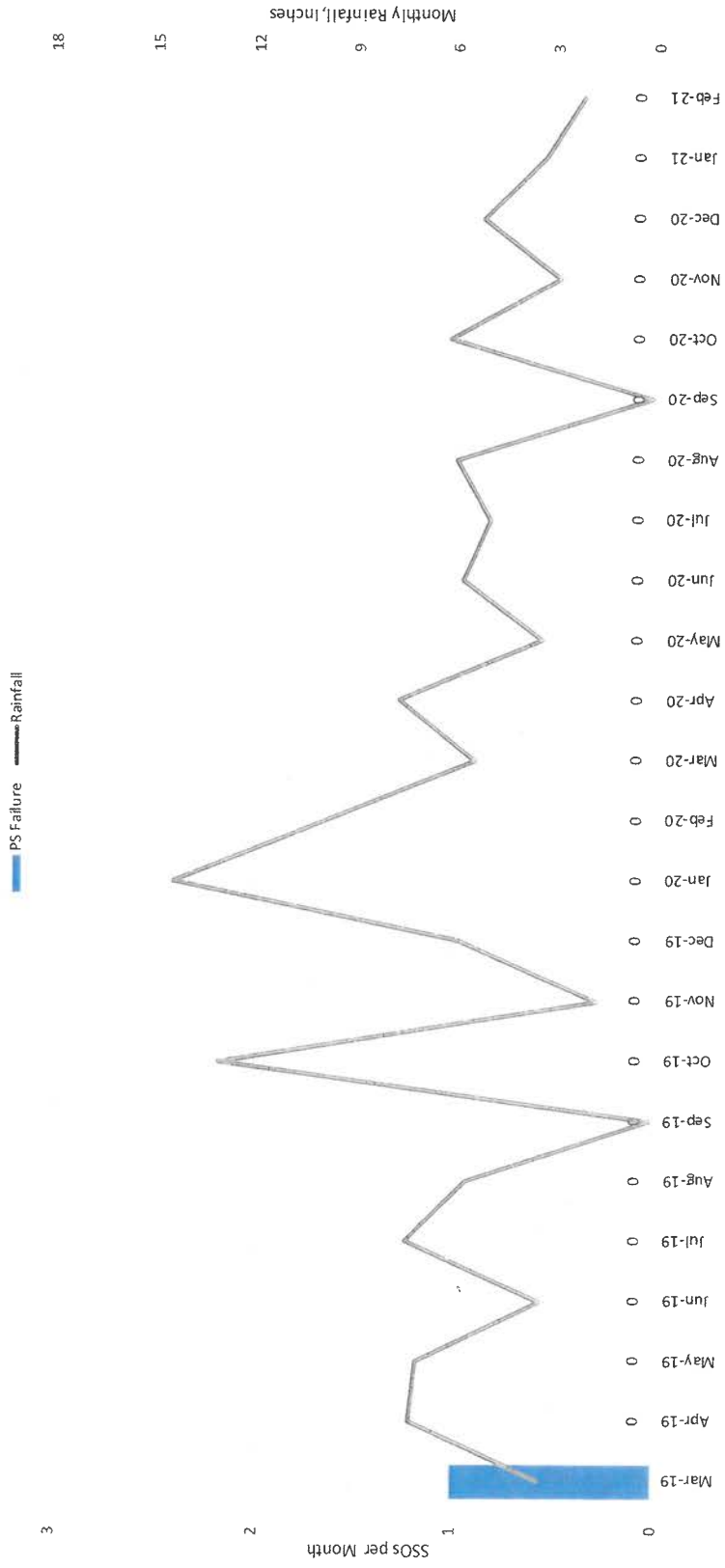



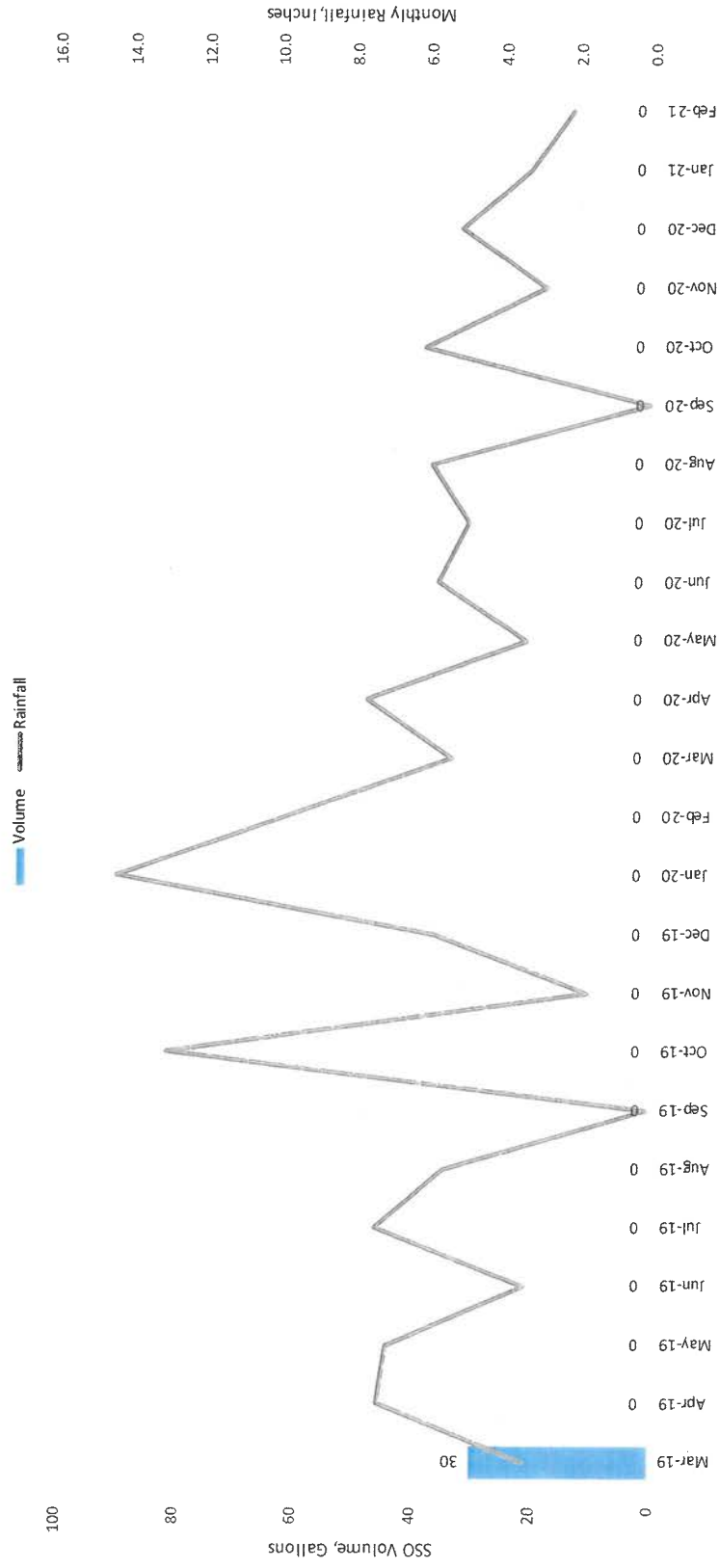
Figure 3.8: Percentage of Pump Station SSOs by Cause
March 2019 -- February 2020



**Figure 3.9: Percentage of Pump Station SSOs by Cause
March 2020 – February 2021**

**No Pump Station SSOs from March 2020
through February 2021**

**Figure 3.10: Pump Station SSO Volume
March 2019 – February 2021**



**Figure 3.11: Pump Station SSO Duration
March 2019— February 2021**

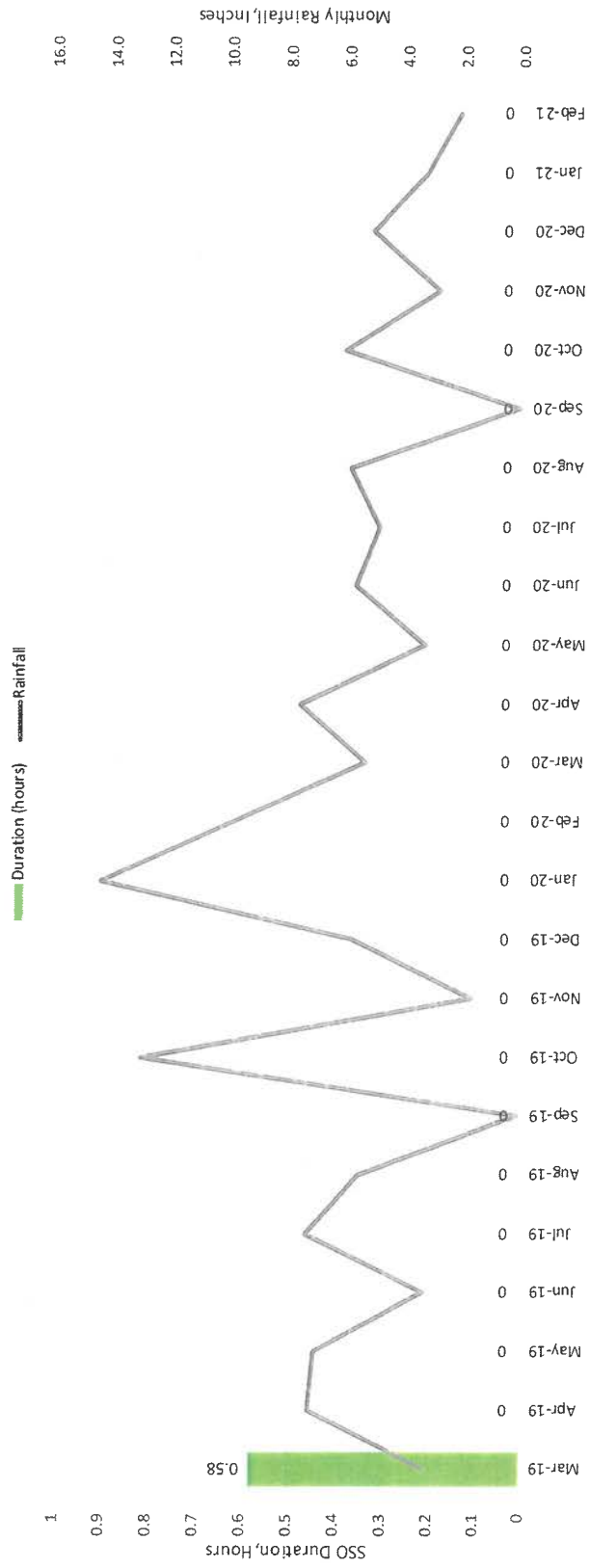
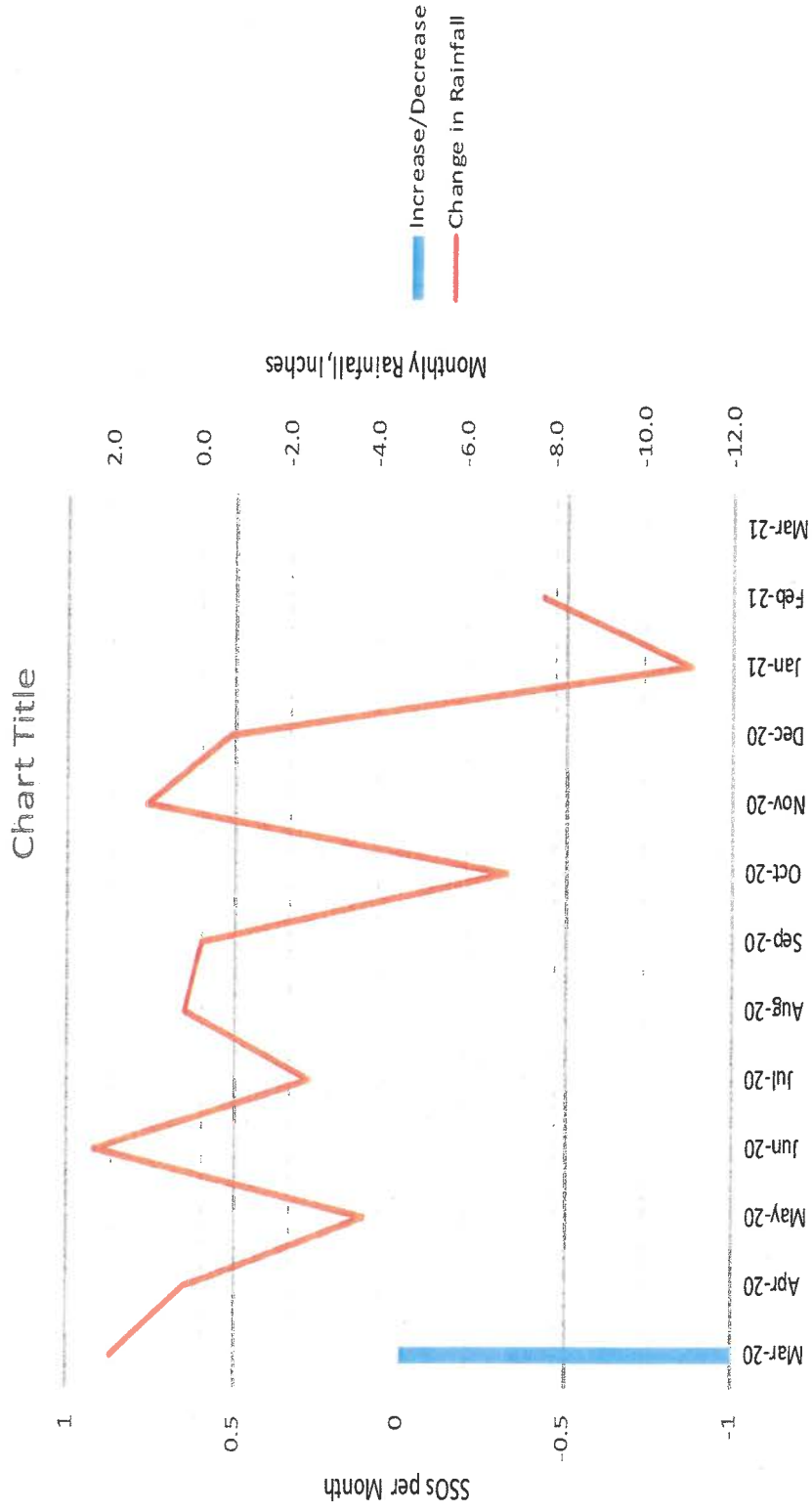


Figure 3.12: Year-to Year
Change in Number of Pump Station SSOs from Previous Year
vs. Change in Rainfall



3.3 West Bank Interceptor (WBI) SSOs

Figure 3.13 shows SSO events each month by reported cause, along with river stage. River stages are those reported by the USGS gage at U.S. Highway 80.

Figure 3.14 shows number of SSOs in the WBI, along with the rainfall for each month.

Figures 3.15 show percentages of West Bank Interceptor SSOs for March 2019 through February 2021.

Figure 3.16 shows total volume of SSOs for each month, along with river stage. Because of the large variations in volume, these are plotted on a logarithmic scale.

Figure 3.17 shows total duration of SSOs for each month, and river stage.

Figure 3.18 shows the relationship between the year-to-year number of West Bank Interceptor SSOs and the change in river stages for the same month the previous year.

For the reporting period March 2020 thru February 2021, there were seven (7) SSOs reported. This compares to twenty-seven (27) SSOs reported during March 2019 through February 2020. Excessive flow was a contributing factor in all events except for one (1) April event. This event was caused by an extended power outage. It should be noted that the Jackson area received 53.04 inches of rainfall during the period from March 2020 through February 2021 which is near normal rainfall.

As part of the Savanna WWTP Improvements Project, Phase 1A, the existing 3 - 30 mgd pumps were replaced with 3 - 45 mgd pumps and the 54" header valve will also be replaced. This SRF funded project is currently under contract and under construction. Status of this project was discussed previously in this report. Once complete, the contract operator should have more flexibility in managing excessive influent flows.

Figure 3.13: West Bank Interceptor SSOs by Cause
March 2019 – February 2021

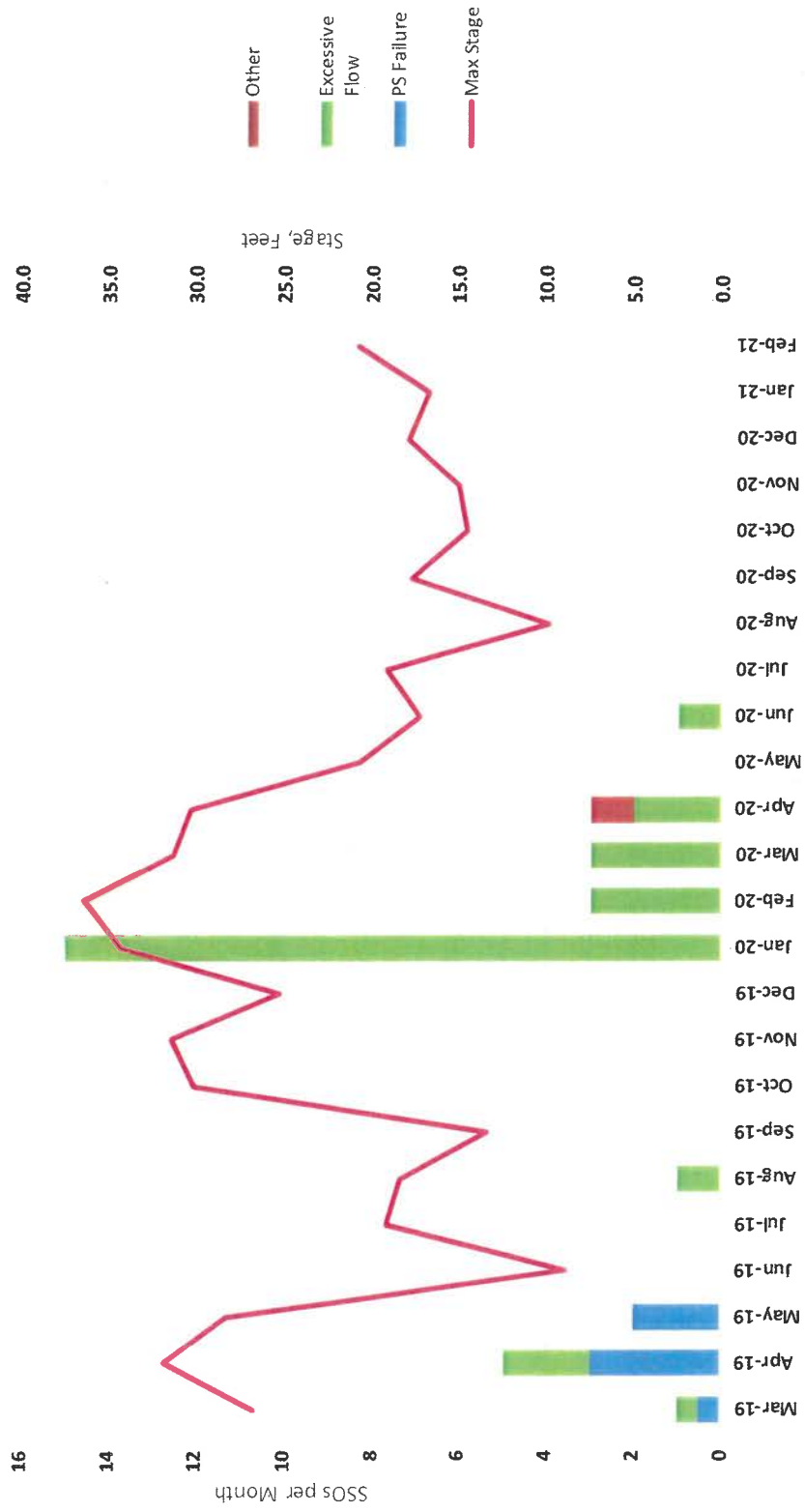


Figure 3.14: WBI SSOs vs. Rainfall
March 2019 – February 2021

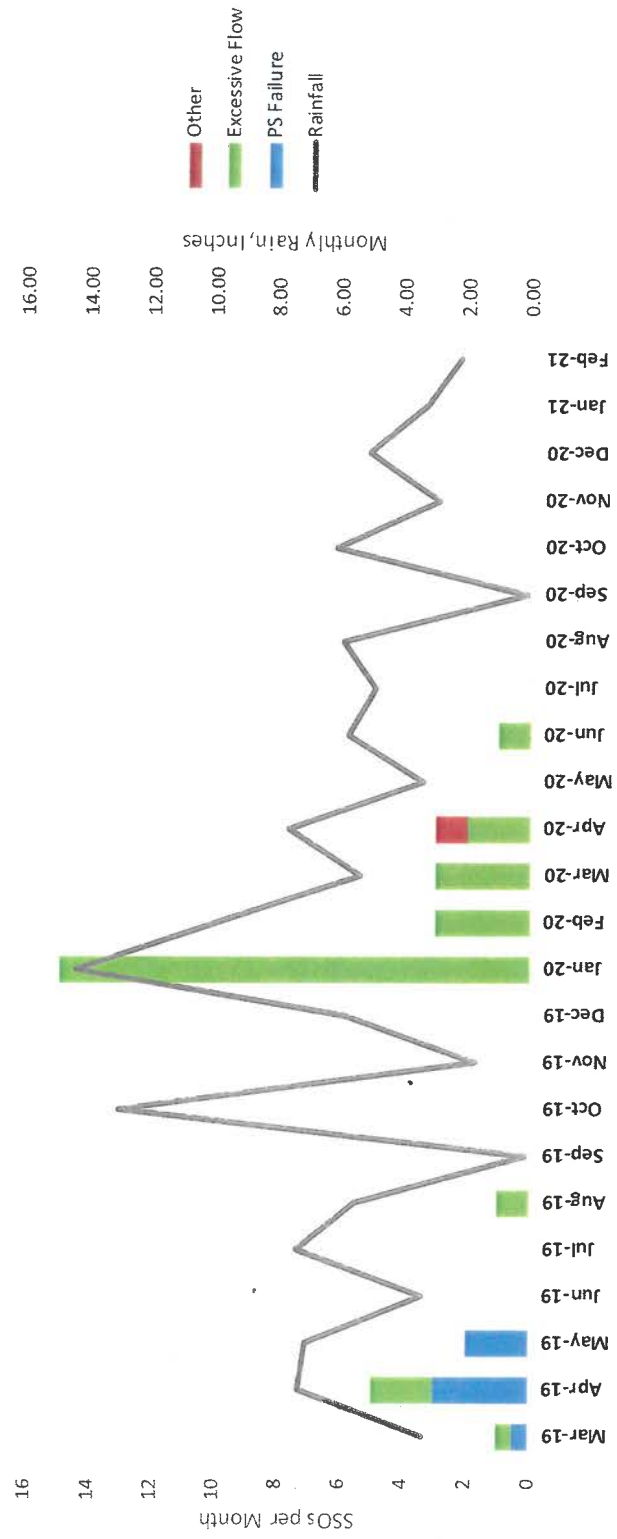


Figure 3.15: Percentage of WBI SSOs by Cause
March 2019 – February 2021

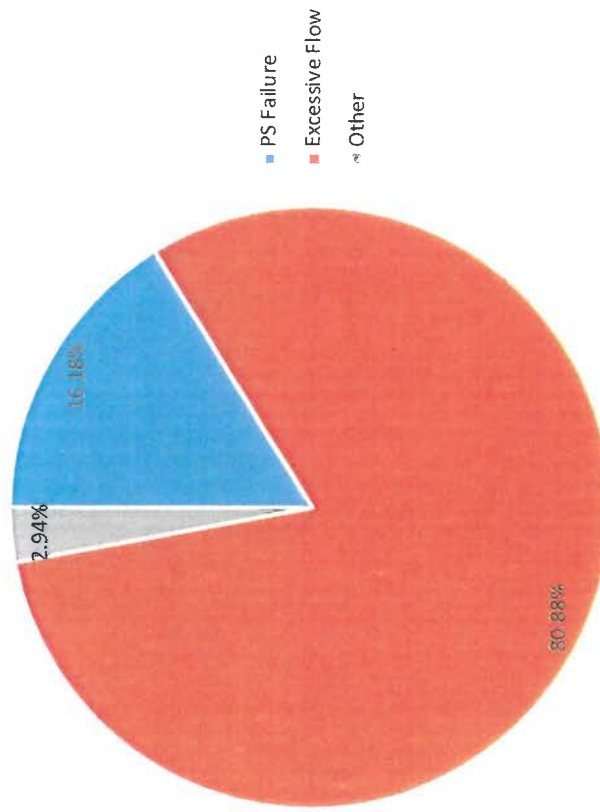


Figure 3.16: WBI SSO Volume vs. River Stage
March 2019 – February 2021

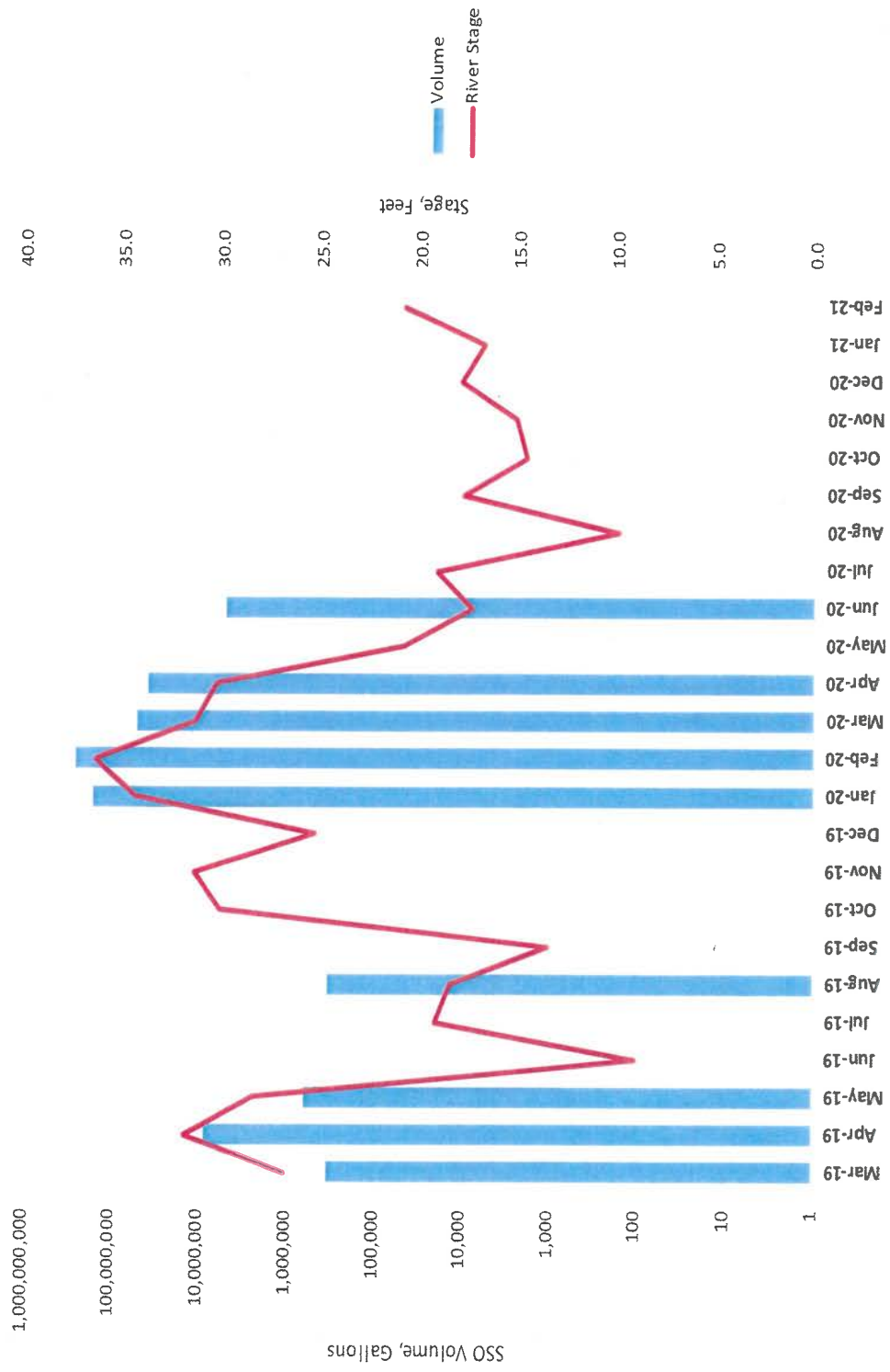
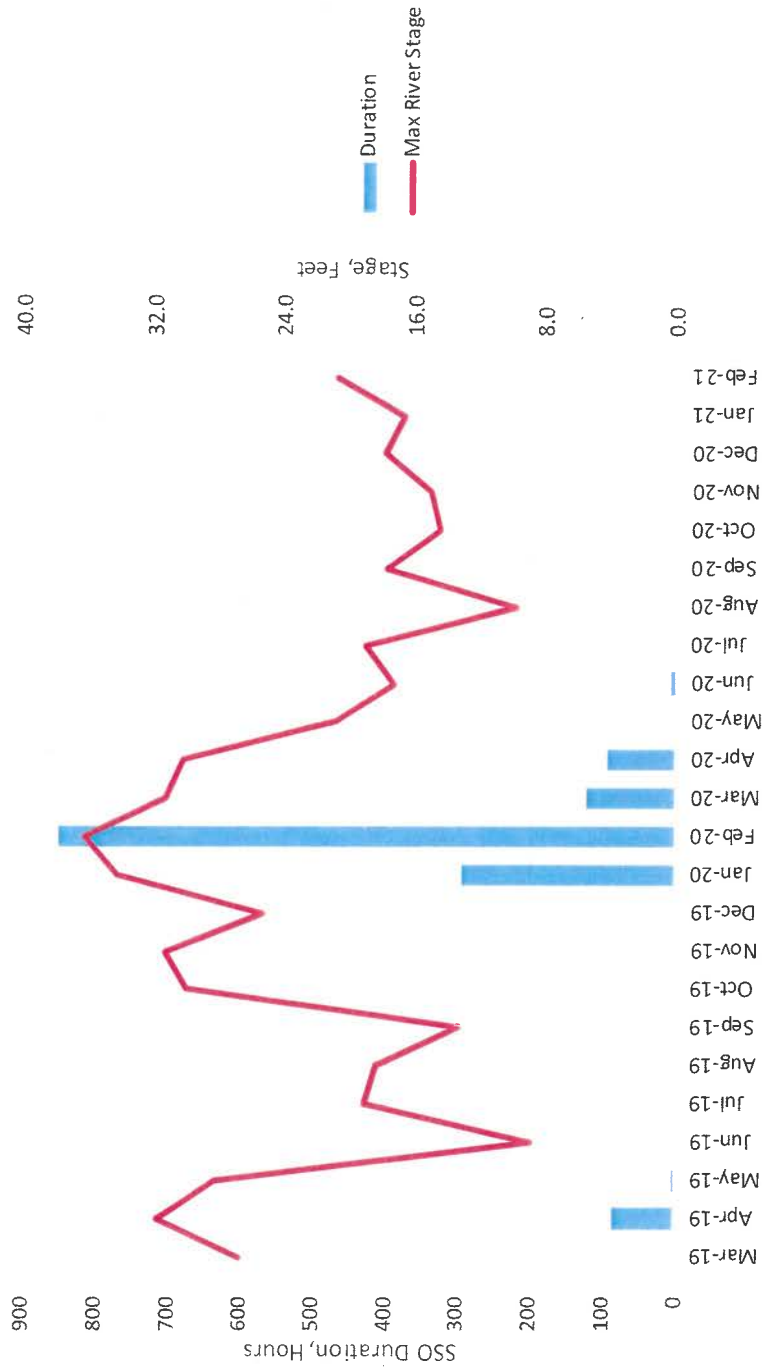
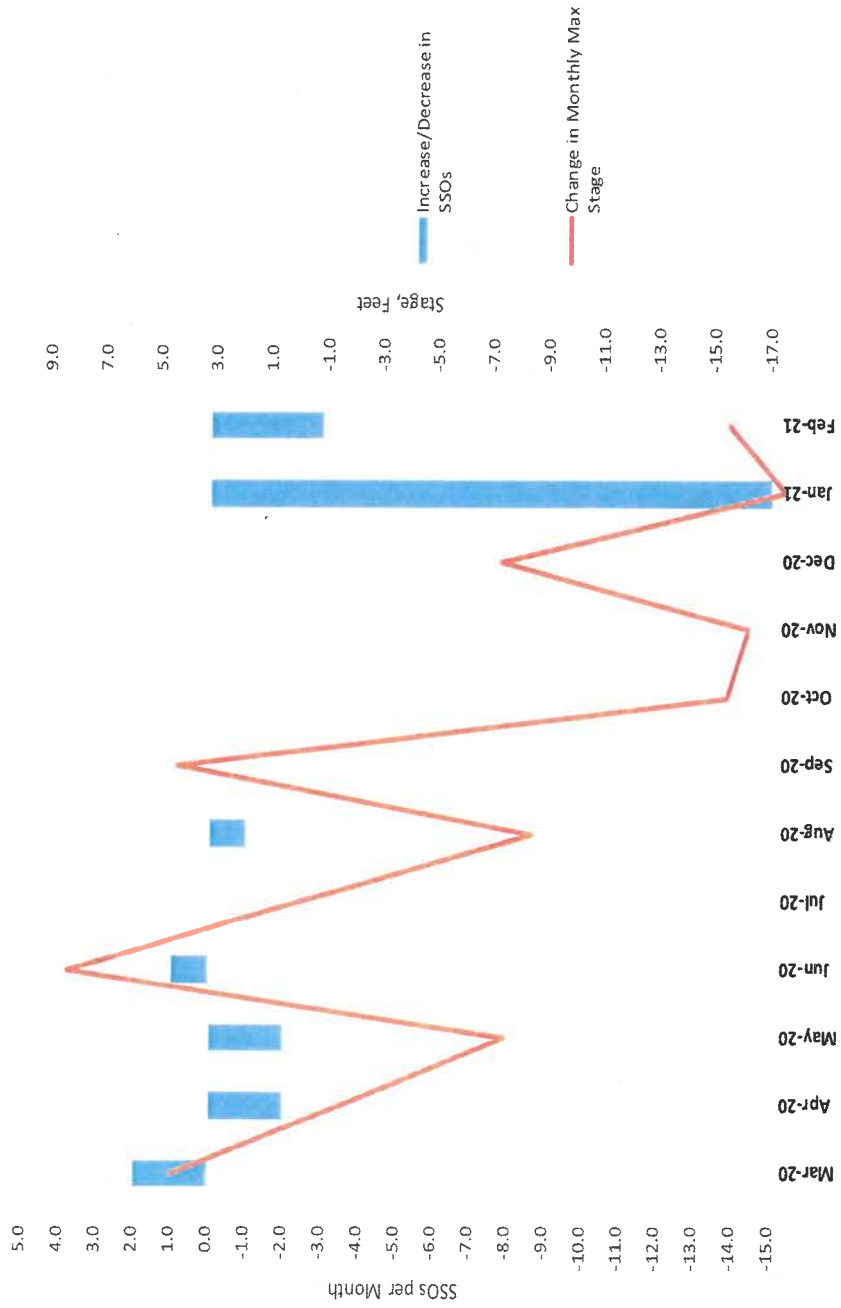


Figure 3.17: WBI SSO Duration vs. River Stage
 March 2019 – February 2021



**Figure 3.18: Year-to-Year
Change in Number of WBI SSOs from Previous Year
vs. Change in Pearl River Stage**



3.4 Prohibited Bypasses

Figure 3.19 shows prohibited bypass events by month by reported cause, as listed above, as well as monthly rainfall.

Figure 3.20 shows prohibited bypass events and maximum monthly river stage levels for each month.

Figure 3.21 shows annual percentage by reported cause.

Figure 3.22 shows total volume of prohibited bypasses for each month plotted in million gallons, along with maximum monthly river stages.

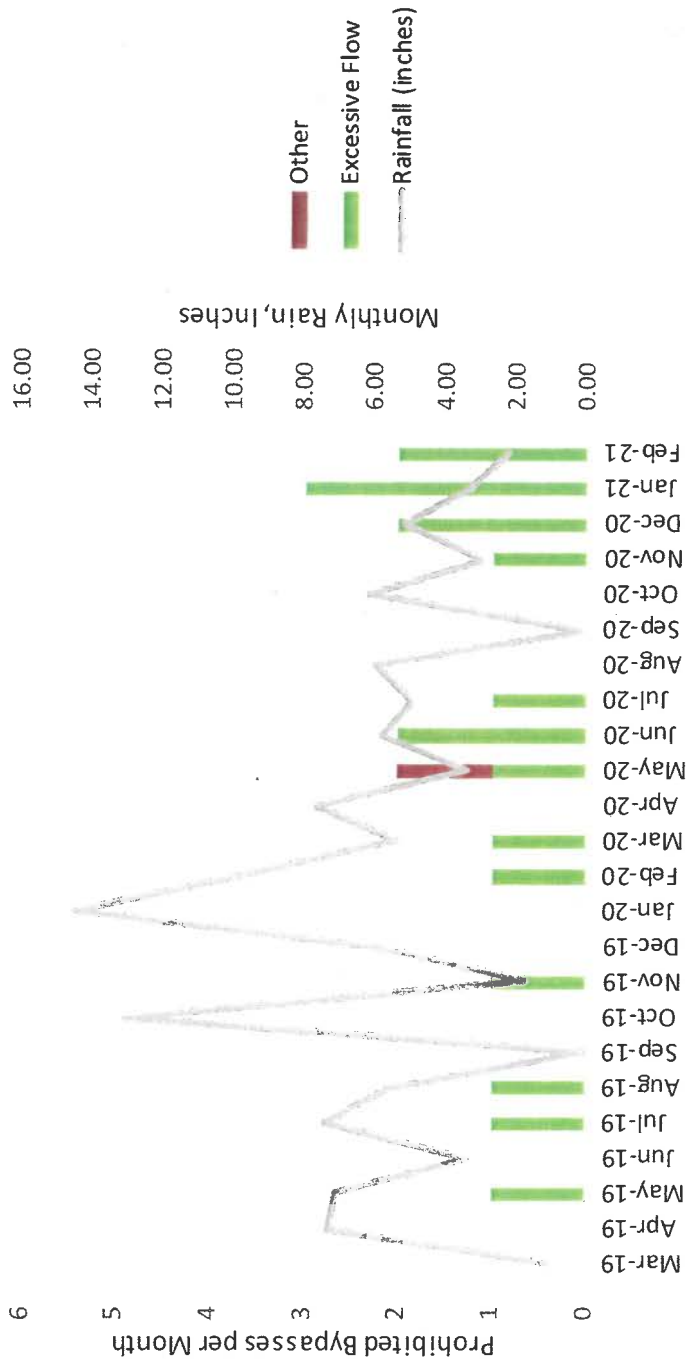
Figure 3.23 shows total duration for the month along with maximum monthly river stages. Note that duration of prohibited bypasses is plotted in days.

Figure 3.24 shows year-to-year change in duration of prohibited bypasses for each month with change in maximum monthly river stages for the same month in the previous year.

The number of prohibited bypasses has increased from five (5) to fifteen (15) for the period March 2020 through February 2021 from the previous 12 months. However, it should be noted while the number of bypasses increased that the total duration decreased and the volume of the bypasses has decreased 58.7% from 7,307.7 million gallons to 3,019.7 million gallons.

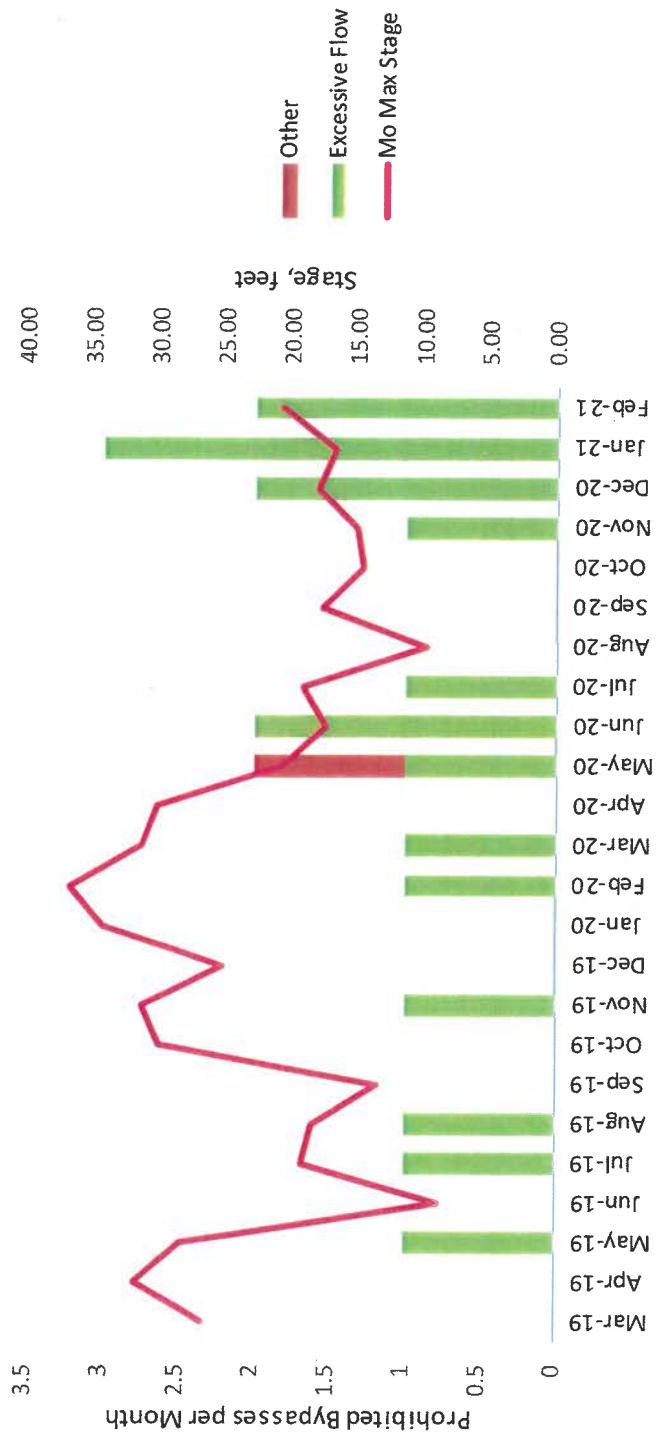
For reporting purposes, bypasses at the wastewater treatment plant are considered as one bypass from the day it begins to the day it ends and is reported in the month it ends. Excessive flow was reported as a cause in all events. Causes reported as "Other" were equipment failures in the mechanical plant, such as clarifier mechanisms, or pump failures, that limited performance and resulted in the need to bypass. Because of hydraulic limitations of piping, storm cells, influent pumping station and other process areas, wastewater cannot always be recovered from the storm cells and must be discharged following disinfection. These conditions were identified in the Composite Correction Program (CCP) Report as well as the SRF Facilities Plan submitted to MDEQ. The construction of improvements at the Savanna WWTP that will address most of the performance limiting issues has begun and will continue into Year 2021. Progress on this project is discussed in the previous section of this report,

**Figure 3.19: Prohibited Bypasses by Cause
March 2019 – February 2021**



Prohibited Bypasses are reported in the month the bypass ends.


Figure 3.20: Prohibited Bypasses vs. River Stage
 March 2019 – February 2021



Prohibited Bypasses are reported in the month the bypass ends

Figure 3.21: Percentage of Prohibited Bypasses by Cause

March 2019-February 2020



March 2020 - February 2021

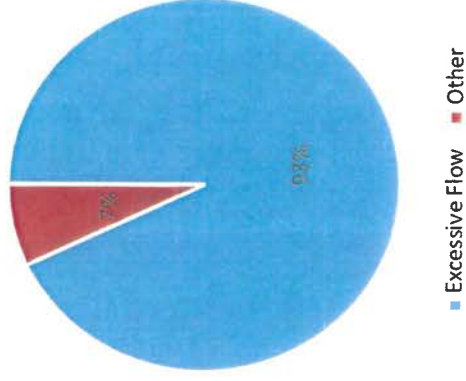
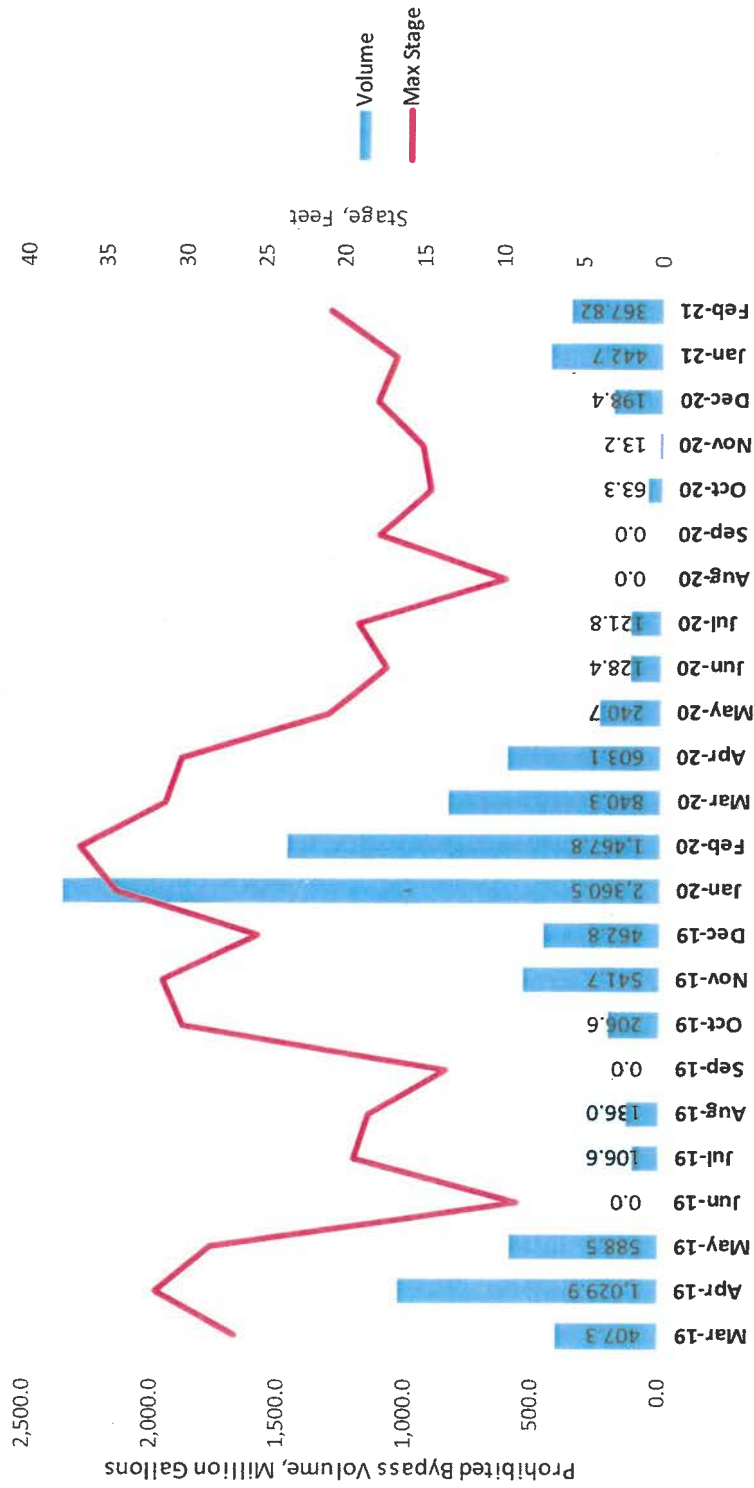
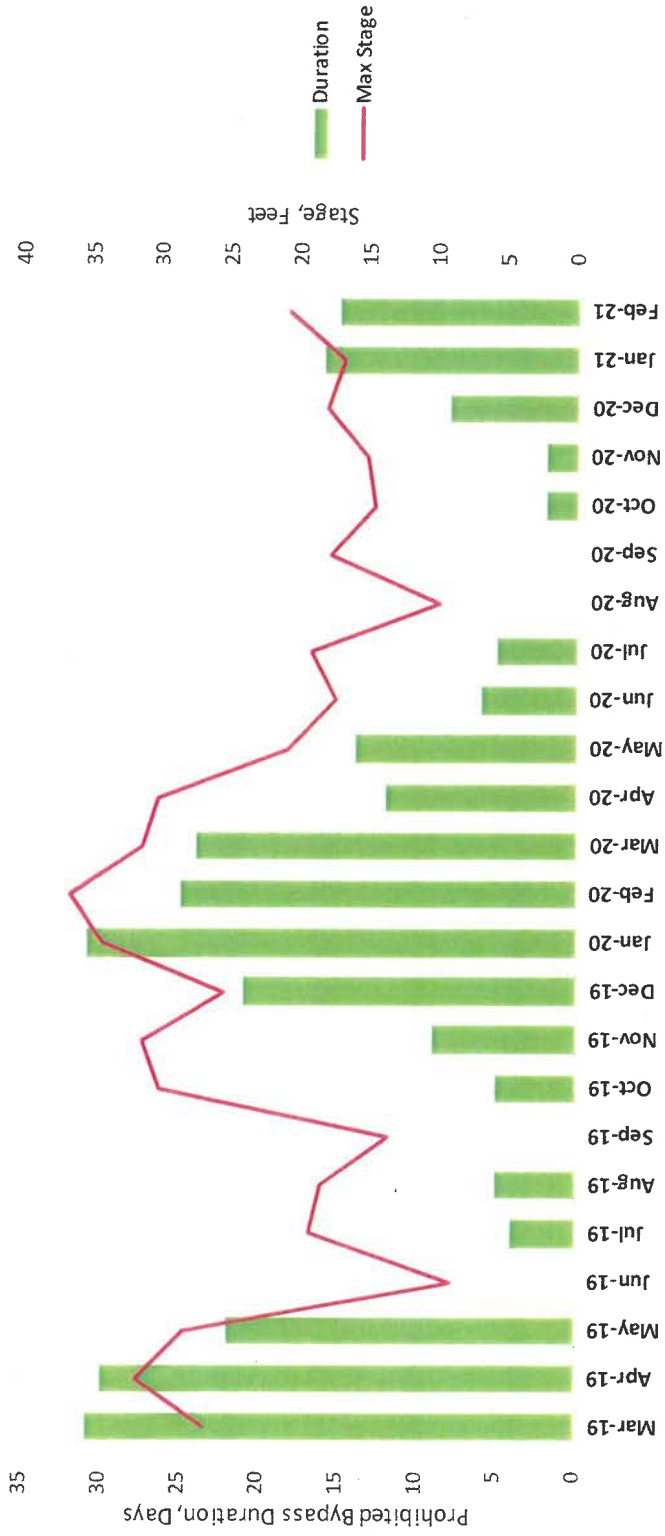


Figure 3.22: Prohibited Bypass Volume vs. River Stage
 March 2019 – February 2021



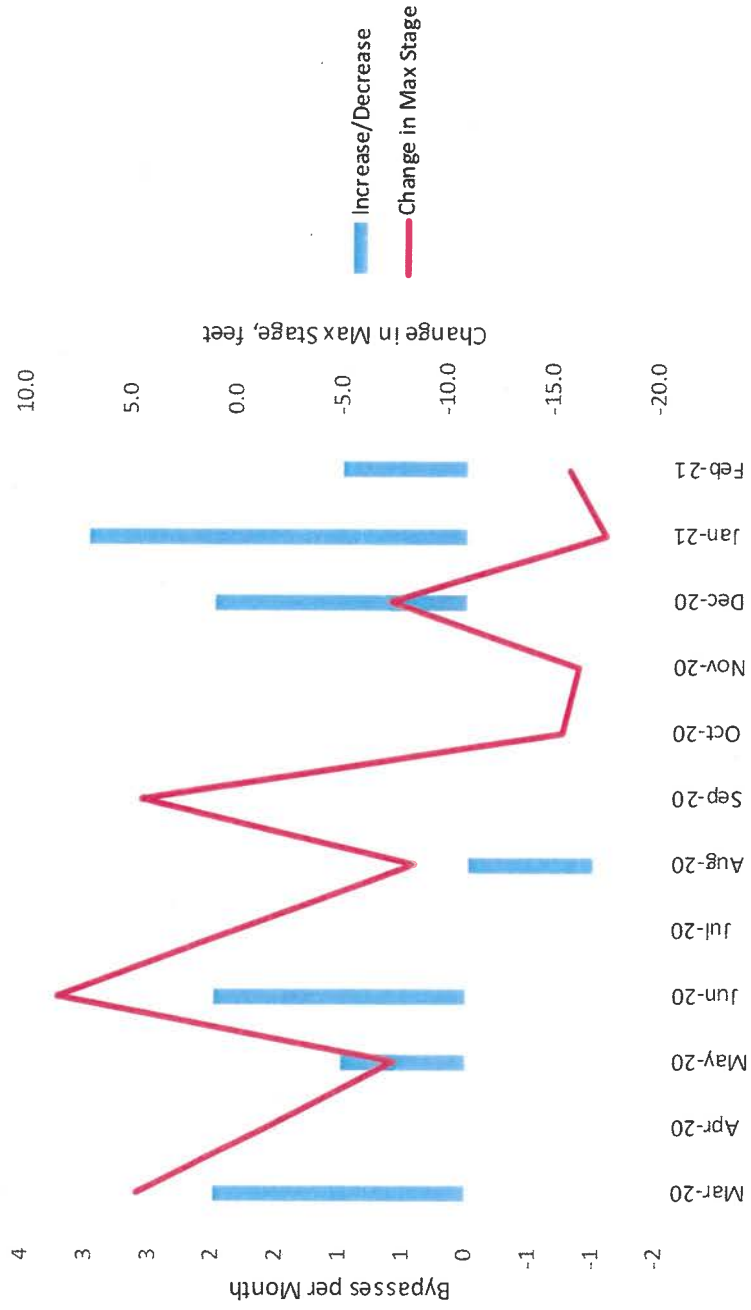
Prohibited Bypasses are reported in the month the bypass ends. The total monthly volumes of all bypasses are shown in the months in which they occurred for illustrative purposes.

Figure 3.23: Prohibited Bypass Duration vs. River Stage
March 2019 – February 2021



Prohibited Bypasses are reported in the month the bypass ends. The total monthly durations of all bypasses are shown in the months in which they occurred for illustrative purposes.

**Figure 3.24: Year-to-Year
Change in Number of Prohibited Bypasses from Previous Year
vs. Change in Pearl River Stage**



Prohibited Bypasses are reported in the month the bypass ends.

Appendix

Table 1
 City of Jackson, Mississippi
 Annual Report No. 8 - March 2019 through February 2021
 Collection System SSOs

Date Began	Time Began	Location	Source	Estimated Duration, Hours	Estimated Volume, Gallons	Reached Waters of the State	Receiving Water	Rainfall, Inches	Reported Cause
3/1/2019	2:25 PM	315 John St	Ground Surface (defective pipe underground)	0.00	Previous Overflow	Yes	Town	0.00	Collapsed Pipe
3/1/2019	6:50 PM	2204 Dogwood Hinds	Manhole	1.25	100	No	NA	0.15	Grease / Solids
3/2/2019	8:40 AM	5505 Old Canton Rd	Manhole	0.92	100	No	NA	0.01	Grease / Solids
3/2/2019	9:40 AM	4045 Pine Hill Drive	Manhole	Ongoing Unresolved	3000	No	NA	0.02	Collapsed Pipe
3/5/2019	3:11 PM	726 Eagle Ave	Other	Ongoing Unresolved	810	No	NA	0.00	Collapsed Pipe
3/6/2019	9:33 PM	2625 Belvedere Dr	Manhole	Ongoing Unresolved	7800	No	NA	0.00	Grease / Roots / Collapsed Pipe
3/6/2019	11:26 AM	591 Houston Ave	Manhole	24.02	10640	Yes	Lynch	0.00	Grease
3/7/2019	8:25 PM	131 Glenstone Cir	Manhole	1.00	100	No	NA	0.00	Grease / Solids
3/7/2019	3:50 PM	2224 Eastover Dr	Manhole	0.83	420	Yes	Eastover	0.00	Grease
3/7/2019	9:15 AM	326 Queen Julianna Lane	Cleanout	1.00	230	Yes	Hardy	0.00	Grease
3/8/2019	6:35 PM	2256 N Mill St	Manhole	NR	2400	No	NA	0.00	Grease / Solids
3/9/2019	12:00 PM	N Mill St / Woodrow Wilson St	Manhole	1.67	400	Yes	Town	0.00	Collapsed Pipe
3/9/2019	4:00 PM	5119 Reddoch Dr	Other	2.58	100	No	NA	0.00	Grease / Solids
3/11/2019	11:35 PM	Savanna Ave / Eddy St	Manhole	Ongoing Unresolved	3150	Yes	Cany	1.68	Excessive Flow
3/11/2019	12:10 PM	Cavalier Dr	Manhole	Prev. SSO Followup	4200	Yes	Eubanks	1.60	Excessive Flow
3/11/2019	11:50 AM	Springfield Cir / Colebrook Ave	Manhole	12.08	300	Yes	Lynch	0.00	Excessive Flow
3/11/2019	4:08 PM	2376 Paden St	Manhole	Ongoing Unresolved	3150	Yes	Three Mile	1.68	Excessive Flow
3/11/2019	3:25 PM	Lamar St / Ash St	Manhole	Ongoing Unresolved	3150	Yes	Town	1.60	Excessive Flow
3/12/2019	8:00 AM	5397 I N Frontage Road	Ground Surface (defective pipe underground)	5.63	14400	Yes	Hanging Moss	0.00	Collapsed Pipe
3/13/2019	1:05 PM	1701 Casteel Dr	Manhole	Ongoing Unresolved	2850	No	NA	0.00	Grease / Solids
3/14/2019	8:20 AM	4052 Pinehill Dr	Cleanout	Ongoing Unresolved	900	Yes	Eubanks	0.02	Collapsed Pipe
3/14/2019	4:50 PM	Aztec Dr / Chippewa Cir	Manhole	1.37	10	Yes	Eubanks	0.02	Grease
3/14/2019	7:50 PM	223 Chippewa Cir	Other	16.67	325	Yes	Eastover	0.02	Grease

Table 1
 City of Jackson, Mississippi
 Annual Report No. 8 - March 2019 through February 2021
 Collection System SSOs

Date Began	Time Began	Location	Source	Estimated Duration, Hours	Estimated Volume, Gallons	Reached Waters of the State	Receiving Water	Rainfall, Inches	Reported Cause
3/18/2019	6:55 PM	1701 Casteel Dr	Manhole	Ongoing Unresolved	4200	No	NA	0.00	Collapsed Pipe
3/18/2019	9:30 AM	2103 Powers Ave	Manhole	0.08	Previous Overflow	No	NA	0.00	Roots / Solids
3/18/2019	10:56 PM	2369 Wild Valley Dr	Cleanout	12.75	120	No	NA	0.00	Grease
3/21/2019	5:20 PM	Forest Ave / Watkins Dr	Manhole	2.17	200	Yes	Hanging Moss	0.00	Grease / Solids
3/22/2019	5:20 PM	Forest Ave / Watkins Dr	Manhole	1.92	300	Yes	Eubanks	0.00	Grease / Solids
3/22/2019	12:00 PM	E Northside Dr / Churchill Dr	Cleanout	0.42	75	Yes	Eubanks	0.00	Collapsed Pipe
3/23/2019	12:55 PM	131 Glenstone Cir	Manhole	0.83	100	No	NA	0.00	Grease / Solids
3/23/2019	7:05 PM	158 Taylor St	Cleanout	0.33	100	No	NA	0.00	Grease / Solids
3/23/2019	9:10 AM	2981 W McDowell Road	Manhole	3.33	2160	Yes	Cany	0.00	Grease
3/23/2019	2:00 PM	1904 Wingfield Cir	Cleanout	0.33	50	No	NA	0.00	Grease / Solids
3/24/2019	1:40 PM	Forest Ave / Watkins Dr	Manhole	0.75	50	No	NA	0.00	Grease / Solids
3/25/2019	2:35 PM	2813 Brookwood Dr	Cleanout	19.55	1340	No	NA	0.63	Grease / Solids
3/26/2019	9:52 AM	141 Queen Anne Lane	Manhole	Ongoing Unresolved	6840	No	NA	0.00	Undetermined
3/27/2019	5:50 PM	1112 Cooper Road	Manhole	1.17	300	No	NA	0.00	Grease / Solids
3/27/2019	12:35 PM	158 Taylor St	Cleanout	0.67	5	No	NA	0.00	Grease / Solids
3/27/2019	2:00 PM	2525 Latimer Ave	Ground Surface (defective pipe underground)	21.00	225	Yes	Lynch	0.00	Collapsed Pipe
3/28/2019	11:00 AM	1112 Cooper Road	Ground Surface (defective pipe underground)	1.42	300	Yes	Cany	0.00	Collapsed Pipe
3/28/2019	1:55 PM	2204 Dogwood Hinds	Manhole	0.58	100	No	NA	0.00	Grease / Solids
3/28/2019	9:00 AM	Forest Ave / Watkins Dr	Manhole	0.92	300	Yes	Eubanks	0.00	Grease / Solids
3/28/2019	12:57 PM	142 Summer St	Ground Surface (defective pipe underground)	1.05	200	Yes	Town	0.00	Collapsed Pipe
3/10/2019	2:35 PM	1701 Casteel Dr	Manhole	1.30	50	Yes	Lynch	0.19	Grease
4/1/2019	2:15 PM	3955 Eastline Dr	Cleanout	1.08	25	No	NA	0.00	Collapsed Pipe
4/2/2019	9:30 AM	Mule Jail Road	Ground Surface (defective pipe underground)	Ongoing Unresolved	10150	Yes	Purple	0.00	Collapsed Pipe

Table 1
City of Jackson, Mississippi
Annual Report No. 8 - March 2019 through February 2021
Collection System SSOs

Date Began	Time Began	Location	Source	Estimated Duration, Hours	Estimated Volume, Gallons	Reached Waters of the State	Receiving Water	Rainfall, Inches	Reported Cause
4/3/2019	6:55 PM	5542 Queen Elizabeth Lane	Cleanout	Ongoing Unresolved	2800	No	NA	0.00	Grease / Solids / Collapsed Pipe
4/3/2019	7:15 PM	5055 Old Canton Rd	Manhole	0.50	70	No	NA	0.00	Grease / Solids
4/3/2019	3:10 PM	4043 Pine Hill Drive	Cleanout	Ongoing Unresolved	1800	No	NA	2.19	Solids / Collapsed Pipe
4/5/2019	11:55 AM	5006 Cabaniss Cir	Manhole	Previous SSO	25	Yes	Lynch	0.00	Excessive Flow
4/6/2019	8:40 PM	1701 Casteel Dr	Manhole	Ongoing Unresolved	3750	No	NA	0.47	Grease / Solids / Collapsed Pipe
4/7/2019	11:45 AM	4053 Pine Hill Dr	Cleanout	94.08	300	Yes	Eubanks	0.56	Collapsed Pipe
4/9/2019	8:40 AM	2103 Powers Ave	Manhole	Ongoing Unresolved	11000	No	NA	0.00	Grease / Roots / Solids / Excessive Flow
4/9/2019	10:25 AM	342 Manship St	Manhole	Ongoing Unresolved	160160	Yes	Town	0.11	Undetermined
4/9/2019	10:48 AM	569 N Park Lane	Manhole	4.15	560	No	NA	0.00	Grease
4/9/2019	4:20 PM	1915 Corley Ave	Cleanout	1.33	100	No	NA	0.00	Grease / Solids
4/11/2019	8:03 AM	38 Waterview Drive	Manhole	2.65	100	No	NA	0.00	Grease
4/11/2019	12:15 PM	1910 First Ave	Ground Surface (defective pipe underground)	Ongoing Unresolved	2400	Yes	Lynch	0.00	Collapsed Pipe
4/13/2019	2:45 AM	4791 McWillie Dr	Manhole	7.88	980	Yes	Hanging Moss	2.82	Grease
4/15/2019	11:35 AM	4207 Oakmont Dr	Manhole	3.92	300	No	NA	0.00	Grease / Solids / Collapsed Pipe
4/15/2019	9:50 AM	2251 Forest Glen Dr	Cleanout	26.23	1120	No	NA	0.00	Grease
4/16/2019	11:28 AM	30 Robinwood Pl	Manhole	1.45	480	Yes	Purple	0.00	Grease
4/18/2019	10:55 AM	First Ave / Valley St	Ground Surface (defective pipe underground)	Ongoing Unresolved	260	No	NA	1.61	Solids / Collapsed Pipe
4/18/2019	8:47 AM	1125 Palmyra St	Manhole	5.77	540	Yes	Town	0.00	Undetermined
4/19/2019	8:30 AM	2259 N Mill St	Manhole	13.85	2380	Yes	Town	0.02	Not Reported
4/20/2019	7:25 PM	1915 Catalina Dr	Cleanout	1.17	100	No	NA	0.00	Grease / Solids
4/22/2019	11:54 AM	181 Treehaven Dr	Ground Surface (defective pipe underground)	23.97	3720	No	NA	0.00	Collapsed Pipe
4/22/2019	1:45 PM	914 Carlisle St	Manhole	Ongoing Unresolved	1350	No	NA	0.00	Collapsed Pipe
4/22/2019	9:05 AM	5955 Westmore Dr	Manhole	2.00	100	No	NA	0.00	Solids

Table 1
 City of Jackson, Mississippi
 Annual Report No. 8 - March 2019 through February 2021
 Collection System SSOs

Date Began	Time Began	Location	Source	Estimated Duration, Hours	Estimated Volume, Gallons	Reached Waters of the State	Receiving Water	Rainfall, Inches	Reported Cause
4/24/2019	8:45 AM	5955 Westmore Dr	Manhole	9.08	Not Reported	No	NA	0.00	Roots / Solids
4/24/2019	9:00 AM	359 W Woodrow Wilson Ave	Manhole	5.67	2040	Yes	Town	0.00	Solids
4/24/2019	6:20 PM	Forest Ave / Watkins Dr	Manhole	51.00	150	No	NA	0.00	Grease / Solids
4/24/2019	4:21 PM	Raymond Road / Scanlon Dr	Manhole	0.92	60	Yes	Hardy	0.00	Excessive Flow
4/24/2019	9:00 AM	556 ELLIS AVE	Ground Surface (defective pipe underground)	3.50	250	Yes	Lynch	0.00	Contractor Damage
4/26/2019	6:00 PM	131 Glenstone Cir	Manhole	0.42	Not Reported	No	NA	0.00	Grease / Solids
4/26/2019	9:41 AM	140 Maple St	Manhole	0.70	130	Yes	Town	0.00	Grease
4/26/2019	12:30 PM	1331 Rockdale Dr	Ground Surface (defective pipe underground)	Ongoing Unresolved	750	Yes	Eubanks	0.00	Collapsed Pipe
4/26/2019	1:21 PM	5006 Cabaniss Cir	Manhole	1.28	670	Yes	Lynch	0.00	Grease
4/26/2019	10:55 PM	Keele St / Leron Ave	Manhole	0.42	100	No	NA	0.00	Grease / Roots / Solids
4/27/2019	10:35 AM	2981 McDowell Road	Manhole	3.60	440	Yes	Cany	0.00	Grease
4/28/2019	10:55 AM	149 Lea Cir	Other	1.08	720	No	NA	0.00	Grease
4/29/2019	4:05 PM	3365 Forest Hill Dr	Cleanout	1.92	35	No	NA	0.00	Solids / Collapsed Pipe
4/29/2019	9:00 AM	3284 Woodview Dr	Cleanout	Previous SSO	300	Yes	Cany	0.00	Excessive Flow
4/30/2019	12:05 PM	1516 St Charles Street	Ground Surface (defective pipe underground)	Ongoing Unresolved	25	No	NA	0.00	Collapsed Pipe
5/1/2019	8:05 PM	4320 WILL O RUN DR	Cleanout	0.92	100	No	NA	0.00	Grease / Solids
5/1/2019	9:03 AM	311 KNOB HILL DR	Manhole	4.22	1480	Yes	Lynch	0.00	Grease
5/3/2019	10:46 AM	1702 WILSON ST	Manhole	1.65	280	Yes	Town	0.00	Solids
5/4/2019	3:30 PM	1519 E NORTHSIDE DR	Manhole	0.08	50	No	NA	0.85	Grease / Excessive Flow
5/6/2019	2:30 PM	1701 CASTEEL DR	Manhole	1.92	15	No	NA	0.00	Collapsed Pipe / Solids
5/6/2019	1:00 PM	1815 HOSPITAL DR	Manhole	0.50	150	No	NA	0.00	Grease / Solids
5/7/2019	9:27 PM	5606 ANGLE ST	Manhole	Ongoing Unresolved	32100	Yes	Hanging Moss	0.00	Undetermined
5/8/2019	12:09 PM	5869 KINDER DR	Cleanout	1.52	145	No	NA	0.74	Undetermined
5/8/2019	10:36 PM	125 MADDOX ROAD	Cleanout	12.15	25200	Yes	Big Creek	1.05	Grease / Excessive Flow
5/9/2019	9:20 AM	1701 CASTEEL DR	Manhole	Ongoing Unresolved	55200	Yes	Lynch	2.25	Collapsed Pipe

Table 1
 City of Jackson, Mississippi
 Annual Report No. 8 - March 2019 through February 2021
 Collection System SSOs

Date Began	Time Began	Location	Source	Estimated Duration, Hours	Estimated Volume, Gallons	Reached Waters of the State	Receiving Water	Rainfall, Inches	Reported Cause
5/10/2019	2:48 PM	1519 E NORTHSIDE DR	Manhole	0.87	60	Yes	Eastover	0.49	Excessive Flow
5/10/2019	5:30 PM	3040 LIVINGSTON ROAD	Cleanout	Ongoing Unresolved	2200	No	NA	0.34	Collapsed Pipe / Grease / Solids /
5/10/2019	9:00 PM	131 GLENSTONE CIR	Manhole	1.33	100	No	NA	0.43	Grease / Roots
5/11/2019	5:20 PM	1519 E NORTHSIDE DR	Manhole	0.25	25	No	NA	0.44	Grease / Solids
5/11/2019	11:53 AM	5968 HANGING MOSS ROAD	Cleanout	0.90	20	No	NA	0.37	Solids
5/13/2019	10:50 AM	611 HOUSTON AVE	Manhole	Ongoing Unresolved	7600	No	NA	0.00	Collapsed Pipe
5/13/2019	8:03 PM	1162 ALTA VISTA BLVD	Manhole	0.83	50	Yes	Lynch	0.00	Excessive Flow
5/14/2019	9:00 PM	1172 ALTA VISTA BLVD	Manhole	1.25	100	No	NA	0.00	Grease / Solids
5/16/2019	11:24 AM	236 BRECKENRIDGE RD	Manhole	0.48	10	Yes	Hardy	0.00	Grease
5/16/2019	4:40 PM	2118 EAST DR	Ground Surface (defective pipe underground)	Ongoing Unresolved	1600	No	NA	0.00	Collapsed Pipe
5/20/2019	9:20 AM	RAYMOND ROAD / SCANLON DR	Manhole	0.67	200	No	NA	0.00	Grease / Solids
5/21/2019	1:45 PM	6704 HANGING MOSS ROAD	Manhole	0.67	470	Yes	Hanging Moss	0.00	Collapsed Pipe
5/22/2019	9:35 AM	5606 ANGLE DR	Manhole	5.50	500	Yes	Hanging Moss	0.00	Collapsed Pipe
5/22/2019	9:09 AM	141 QUEEN ANNE LANE	Manhole	24.18	640	No	NA	0.00	Solids
5/23/2019	8:15 PM	245 MANSHIP ST	Manhole	0.58	100	No	NA	0.00	Grease / Solids
5/28/2019	10:00 PM	131 GLENSTONE CIR	Manhole	0.67	100	No	NA	0.00	Grease / Solids
5/31/2019	8:08 AM	4608 BELMEDE PL	Ground Surface (defective pipe underground)	1.48	1560	Yes	Eubanks	0.00	Collapsed Pipe
5/31/2019	11:50 AM	435 MERIGOLD DR	Manhole	0.75	150	No	NA	0.00	Grease / Solids
6/1/2019	10:47 AM	1701 Casteel Dr	Ground Surface (defective pipe underground)	242.48	6600	Yes	Lynch	0.00	Collapsed Pipe
6/4/2019	1:35 PM	323 Valley St	Other	Ongoing Unresolved	200	Yes	Lynch	0.00	Collapsed Pipe
6/5/2019	1:35 PM	323 Valley St	Ground Surface (defective pipe underground)	92.42	800	Yes	Lynch	0.00	Collapsed Pipe
6/4/2019	3:11 PM	1500 Linde Road	Bypass Pump	20.37	200	Yes	Lynch	0.00	Bypass pump malfunction

Table 1
City of Jackson, Mississippi
Annual Report No. 8 - March 2019 through February 2021
Collection System SSOs

Date Began	Time Began	Location	Source	Estimated Duration, Hours	Estimated Volume, Gallons	Reached Waters of the State	Receiving Water	Rainfall, Inches	Reported Cause
6/4/2019	7:35 PM	1500 Linde Road	Bypass Pump	0.17	100	No	NA	0.00	Bypass pump malfunction
6/4/2019	6:25 PM	2259 N Mill St	Manhole	1.00	100	No	NA	No Data	Grease / Solids
6/4/2019	10:56 AM	246 Manship St	Manhole	1.82	1180	Yes	Town	No data	Solids
6/4/2019	2:35 PM	313 Queen Catherine Ln	Manhole	Ongoing Unresolved	10800	Yes	Lynch	0.00	Grease / Solids
6/6/2019	12:45 PM	1052 Cooper Road	Manhole	0.83	280	Yes	Cany	0.20	Collapsed Pipe
6/12/2019	9:16 AM	455 Hanging Moss Cir	Ground Surface (defective pipe underground)	4.65	1200	No	NA	0.00	Solids
6/12/2019	12:08 AM	Forest Ave / Watkins Dr	Manhole	13.20	8670	No	NA	0.00	Grease / Solids
6/11/2019	3:39 PM	2026 Alta Woods Blvd	Storm Drain	27.53	15240	Yes	Three Mile	0.00	Grease
6/13/2019	10:44 AM	319 Queen Julianna Lane	Manhole	3.10	840	Yes	Lynch	0.00	Collapsed Pipe
6/17/2019	9:45 AM	1915 Corley Ave	Cleanout	Ongoing Unresolved	560	No	NA	0.26	Solids
6/17/2019	2:25 PM	2138 East Dr	Ground Surface (defective pipe underground)	Ongoing Unresolved	35	No	NA	0.20	Solids
6/18/2019	12:50 PM	2138 East Dr	Ground Surface (defective pipe underground)	Ongoing Unresolved	975	No	NA	0.05	Solids
6/18/2019	3:50 PM	Raymond Rd / Scanlon Dr	Manhole	1.42	40	No	NA	0.05	Solids
6/20/2019	9:10 PM	2026 Alta Woods Blvd	Manhole	0.50	100	No	NA	0.08	Grease / Solids
7/2/2019	12:55 PM	4785 I 55 Frontage Rd	Ground Surface (defective pipe underground)	Ongoing Unresolved	3000	No	NA	0.00	Grease / Solids
7/2/2019	4:00 PM	5745 Gladewood Dr	Cleanout	0.92	100	No	NA	0.00	Grease / Solids
7/2/2019	2:05 PM	5255 Woodway Dr	Cleanout	1.75	100	No	NA	0.00	Grease / Solids
7/3/2019	1:35 PM	2308 Wild Valley Dr	Not Reported	0.33	Previous SSO	No	NA	0.00	Unknown
7/4/2019	9:25 AM	4826 Windemere Ter	Cleanout	1.25	100	No	NA	0.00	Grease / Solids
7/4/2019	11:25 AM	188 John St	Ground Surface (defective pipe underground)	0.33	50	No	NA	0.00	Grease / Solids
7/5/2019	1:00 PM	1028 Woody Dr	Cleanout	0.92	75	No	NA	0.00	Grease / Solids
7/6/2019	8:40 AM	1726 Northwood Cir	Manhole	1.67	100	No	NA	0.00	Collapsed Pipe / Grease / Solids

Table 1

City of Jackson, Mississippi
Annual Report No. 8 - March 2019 through February 2021
Collection System SSOs

Date Began	Time Began	Location	Source	Estimated Duration, Hours	Estimated Volume, Gallons	Reached Waters of the State	Receiving Water	Rainfall, Inches	Reported Cause
7/7/2019	5:41 PM	1052 Cooper Rd	Ground Surface (defective pipe underground)	1.57	75	No	NA	0.16	Collapsed Pipe
7/7/2019	4:36 PM	1915 Corley Ave	Cleanout	0.73	50	No	NA	0.03	Collapsed Pipe / Grease
7/8/2019	4:10 PM	980 S State St	Cleanout	Ongoing Unresolved	2400	No	NA	0.00	Grease / Solids
7/8/2019	12:36 PM	4432 Wildwood Dr	Cleanout	839.40	50	No	NA	0.00	Solids
7/9/2019	4:47 PM	569 N Park Lane	Manhole	1.22	60	Yes	Eubanks	0.00	Excessive Flow
7/9/2019	9:00 AM	3203 Bienville Dr	Other	Ongoing Unresolved	6900	Yes	Carly	0.00	Unknown
7/9/2019	11:00AM	Linde Dr / Terry Rd	Bypass Pump	Previous SSO Follow up	0	No	NA	0.00	Collapsed Pipe
7/11/2019	2:15 PM	5371 Queen Christina Ln	Manhole	1.75	100	No	NA	0.63	Grease / Solids
7/13/2019	2:25 PM	140 Ramada Cir	Other	0.83	100	No	NA	0.02	Grease / Solids
7/13/2019	5:30 PM	5371 Queen Christina Ln	Manhole	2.42	100	No	NA	0.35	Grease / Solids
7/13/2019	3:40 PM	304 Mt Vernon Ave	Other	0.67	Previous SSO	No	NA	0.33	Unknown-Previous SSO
7/15/2019	8:49 PM	1052 Cooper Rd	Cleanout	0.83	60	No	NA	1.22	Collapsed Pipe
7/15/2019	2:50 PM	1052 Cooper Rd	Cleanout	Ongoing Unresolved	8500	Yes	Carly	1.22	Excessive Flow / Water Main Break
7/16/2019	2:00 PM	1052 Cooper Rd	Cleanout	1.58	100	No	NA	0.08	Grease / Solids
7/17/2019	12:55 PM	2933 Greenview Dr	Other	1.33	75	No	NA	0.00	Grease / Solids
7/19/2019	9:50 AM	2033 E Northside Dr	Other	2.67	100	No	NA	0.00	Grease / Solids
7/20/2019	4:16 PM	844 Lawrence Road	Cleanout	Ongoing Unresolved	2400	Yes	Hanging Moss	0.84	Excessive Flow
7/20/2019	4:30 PM	N State St / Iroquois Ave	Other	Ongoing Unresolved	600	Yes	Eubanks	1.41	Excessive Flow
7/24/2019	11:15 AM	Eddy St	Manhole	1.00	50	Yes	Carly	0.00	Grease
7/25/2019	12:15 PM	336 E Bell St	Manhole	1.08	250	Yes	Town	0.00	Grease
7/25/2019	10:29 PM	300 Wesley Ae	Manhole	1.15	50	Yes	Town	0.00	Grease
7/25/2019	7:28 PM	4251 Sagamore St	Manhole	0.87	60	Yes	Lynch	0.00	Grease
7/26/2019	8:00 AM	471 Roland St	Manhole	0.83	50	No	NA	0.00	Grease / Solids
7/26/2019	12:35 PM	2308 Wild Valley Dr	Ditch	1.83	100	Yes	Eastover	0.00	Grease / Solids
7/27/2019	4:05 PM	324 Rollingwood Dr	Manhole	3.50	75	No	NA	0.00	Grease / Solids

Table 1
City of Jackson, Mississippi
Annual Report No. 8 - March 2019 through February 2021
Collection System SSOs

Date Began	Time Began	Location	Source	Estimated Duration, Hours	Estimated Volume, Gallons	Reached Waters of the State	Receiving Water	Rainfall, Inches	Reported Cause
7/27/2019	8:20 AM	6030 I 55 Frontage Rd	Manhole	2.50	100	No	NA	0.00	Grease / Solids
7/29/2019	6:59 PM	E Northside Dr / Churchhill Dr	Manhole	0.95	50	Yes	Eubanks	0.04	Grease
7/30/2019	10:55 AM	4090 Pine Hill Dr	Manhole	Ongoing Unresolved	200	No	NA	0.72	Grease / Solids
7/30/2019	9:50 AM	577 N Park Ln	Manhole	1.00	100	No	NA	0.15	Grease / Solids
7/31/2019	12:05 PM	5428 Queen Mary Ln	Ground Surface (defective pipe underground)	0.33	50	No	NA	0.29	Grease / Solids
7/31/2019	2:45 PM	2259 N Mill St	Manhole	1.42	100	No	NA	0.32	Grease / Solids
7/31/2019	8:10 PM	262 Queen Anne Ln	Manhole	0.58	100	No	NA	0.22	Grease / Solids
8/1/2019	1:30 PM	333 Wesley Ave	Ground Surface (defective pipe underground)	0.75	100	No	NA	No Data	Grease / Solids
8/1/2019	2:35 PM	161 Sewanee Dr	Other	6.17	100	No	NA	0.00	Undetermined
8/2/2019	4:20 PM	4094 Pine Hill Drive	Manhole	Ongoing Unresolved	3000	No	NA	No Data	Grease / Solids
8/2/2019	1:15 PM	362 Old Spanish Trl	Ground Surface (defective pipe underground)	Ongoing Unresolved	3000	No	NA	0.13	Collapsed Pipe / Grease / Solids
8/2/2019	5:15 PM	3442 Bailey Ave	Manhole	1.17	75	No	NA	0.00	Grease / Solids
8/3/2019	7:00 PM	2563 Sheppard Dr	Cleanout	0.58	75	No	NA	0.00	Grease / Solids
8/3/2019	4:35 PM	1902 Wingfield Cir	Other	0.75	100	No	NA	0.00	Grease / Solids
8/4/2019	10:27 AM	1286 E Northside Dr	Cleanout	1.30	30	Yes	Eastover	No Data	Grease
8/5/2019	12:34 PM	5112 Queen Eleanor Lane	Manhole	0.85	60	Yes	Lynch	0.00	Grease
8/7/2019	9:10 AM	Raymond Rd / Scanton Dr	Manhole	1.50	50	No	NA	1.17	Grease / Solids
8/7/2019	7:16 PM	50 Northtown Dr	Manhole	0.90	50	Yes	Purple	0.04	Grease
8/7/2019	4:45 PM	1851 Belvedere Dr	Cleanout	0.97	50	No	NA	1.17	Grease
8/9/2019	9:25 PM	219 Livingston St	Ground Surface (defective pipe underground)	Ongoing Unresolved	1150	No	NA	No Data	Undetermined
8/11/2019	11:06 AM	5436 Clinton Blvd	Ground Surface (defective pipe underground)	1.47	60	Yes	Lynch	0.00	Grease
8/13/2019	5:54 PM	4631 Church Hill Drive	Cleanout	1.65	20	Yes	Eubanks	No Data	Grease

Table 1
City of Jackson, Mississippi
Annual Report No. 8 - March 2019 through February 2021
Collection System SSOs

Date Began	Time Began	Location	Source	Estimated Duration, Hours	Estimated Volume, Gallons	Reached Waters of the State	Receiving Water	Rainfall, Inches	Reported Cause
8/13/2019	9:06 PM	2445 Manship St	Ground Surface (defective pipe underground)	1.22	50	Yes	Town	No Data	Excessive Flow
8/13/2019	3:55 PM	327 Mount Vernon Ave	Other	Ongoing Unresolved	1425	No	NA	0.33	Undetermined
8/14/2019	5:10 PM	232 Wesley Ave	Manhole	0.58	100	No	NA	No Data	Grease / Solids
8/16/2019	9:15 AM	841 Lawrence Road	Other	1.17	50	No	NA	0.00	Grease / Solids
8/17/2019	8:35 AM	4080 Pine Hill Drive	Ground Surface (defective pipe underground)	Ongoing Unresolved	1500	No	NA	0.00	Grease / Solids
8/19/2019	10:45 AM	4091 Pine Hill Drive	Ground Surface (defective pipe underground)	0.97	30	Yes	Eubanks	0.45	Collapsed Pipe
8/20/2019	10:37 PM	Raymond Rd / Scanlon Dr	Manhole	0.55	50	Yes	Hardy	0.00	Grease
8/20/2019	2:20 PM	2259 N Mill St	Manhole	1.33	100	No	NA	0.00	Grease / Solids
8/21/2019	12:55 PM	3630 Rainey Road	Manhole	1.33	100	No	NA	0.34	Grease / Solids
8/28/2019	11:20 AM	334 E Bell St	Manhole	Ongoing Unresolved	400	No	NA	0.00	Grease / Solids
8/15/2019	4:53 PM	1915 Corley Ave	Cleanout	0.82	50	No	NA	0.00	Grease
8/17/2019	10:25 AM	1516 St Charles Street	Cleanout	0.50	75	No	NA	0.00	Grease / Solids
8/24/2019	4:51 PM	334 E Bell St	Manhole	2.40	500	Yes	Town	0.01	Collapsed Pipe / Grease / Solids
8/26/2019	12:30 PM	Springfield Cir / Colebrook Ave	Manhole	0.75	Not Reported	Yes	Lynch	2.16	Excessive Flow
8/30/2019	1:40 PM	1319 N Lamar	Manhole	2.50	100	No	NA	0.00	Grease / Roots / Solids
8/31/2019	8:40 AM	211 Shiloh Dr	Ditch	1.67	100	No	NA	0.00	Grease / Solids
8/31/2019	6:45 PM	4637 Churchill Dr	Manhole	1.00	100	No	NA	0.00	Grease / Solids
8/31/2019	8:00 PM	3154 Bienville Dr	Same location as next report below			Yes	Cany	0.00	Undetermined
8/31/2019	8:00 AM	2326 Magnolia Lane Rd / Timber Crossing Rd	Manhole	101.75	1500	Yes	Cany	0.00	Grease / Solids
9/4/2019	8:21 PM	4048 Siwell Road	Ground Surface (defective pipe underground)	1.00	60	Yes	Big Creek	0.00	Undetermined
9/10/2019	4:05 PM	1112 Pecan Blvd	Ground Surface (defective pipe underground)	2.15	30	Yes	Lynch	0.00	Grease / Solids

Table 1
City of Jackson, Mississippi
Annual Report No. 8 - March 2019 through February 2021
Collection System SSOs

Date Began	Time Began	Location	Source	Estimated Duration, Hours	Estimated Volume, Gallons	Reached Waters of the State	Receiving Water	Rainfall, Inches	Reported Cause
9/14/2019	12:00 PM	188 John St	Ground Surface (defective pipe underground)	Previous SSO	1700	No	NA	0.00	Undetermined
9/14/2019	9:45 AM	42 Robinwood Pl	Same location as next report below			No	NA	0.00	Grease / Solids
9/14/2019	9:45 AM	50 Robinwood Pl	Manhole	1.42	75	No	NA	0.00	Grease / Solids
9/15/2019	12:59 PM	219 W Northside Dr	Manhole	0.68	50	Yes	Eubanks	0.00	Undetermined
9/15/2019	10:42 AM	Forest Ave / Watkins Dr	Manhole	0.98	50	Yes	Eubanks	0.00	Grease
9/16/2019	10:15 AM	5359 Wymdyke Road	Manhole	0.92	100	No	NA	0.00	Grease / Solids
9/17/2019	8:25 PM	Sycamore Dr / Twin Oaks Dr	Manhole	2.25	60	Yes	Trahon	0.00	Grease
9/17/2019	6:01 PM	236 Melbourne Road	Cleanout	1.48	20	No	NA	0.00	Excessive Flow
9/24/2019	7:06 PM	Forest Ave / Watkins Dr	Manhole	1.87	350	Yes	Eubanks	0.00	Grease
9/25/2019	1:00 PM	2027 Camilla Dr	Other	1.00	75	No	NA	0.00	Previous SSO
9/25/2019	5:50 PM	Raymond Road / Scanlon Dr	Manhole	1.03	50	Yes	Hardy	0.00	Grease
9/26/2019	11:00 AM	4619 Churchhill Dr	Other	Ongoing Unresolved	500	No	NA	0.00	Collapsed Pipe
9/28/2019	8:40 AM	Poole St / Terry Rd	Manhole	1.33	75	No	NA	0.00	Grease / Solids
9/28/2019	11:00 AM	Raymond Rd / Scanlon Dr	Manhole	0.75	50	No	NA	0.00	Grease / Solids
9/28/2019	3:20 PM	311 Knob Hill Dr	Other	0.25	75	No	NA	0.00	Previous SSO
9/29/2019	10:58 AM	Hanging Moss Road / Hillside Dr	Ground Surface (defective pipe underground)	0.92	60	Yes	Hanging Moss	0.00	Undetermined
9/29/2019	9:40 AM	311 Knob Hill Dr	Other	0.92	60	Yes	Lynch	0.00	Grease
9/23/2019	2:06 PM	3280 Forest Hill Road	Ground Surface (defective pipe underground)	2.30	80	No	NA	0.00	Collapsed Pipe
7/27/2019	1:45 PM	5755 Gladewood Dr	Manhole	2.08	100	No	NA	0.00	Grease / Solids
9/16/2019	2:09 PM	1852 Shamrock Dr	Cleanout	0.97	30	No	NA	0.00	Excessive Flow
9/18/2019	6:03 PM	Forest Ave / Watkins Dr	Manhole	1.37	50	Yes	Eubanks	0.00	Solids
10/1/2019	2:05 PM	219 Livingston St	Manhole	Ongoing Unresolved	100	No	NA	0.00	Collapsed Pipe / Grease / Solids
10/1/2019	8:24 AM	219 Livingston St	Ground Surface (defective pipe underground)	26.17	150	Yes	Town	0.00	Collapsed Pipe

Table 1
City of Jackson, Mississippi
Annual Report No. 8 - March 2019 through February 2021
Collection System SSOs

Date Began	Time Began	Location	Source	Estimated Duration, Hours	Estimated Volume, Gallons	Reached Waters of the State	Receiving Water	Rainfall, Inches	Reported Cause
10/1/2019	2:35 PM	325 Mctyere Ave	Ground Surface (defective pipe underground)	Ongoing Unresolved	2325	No	NA	0.00	Collapsed Pipe / Grease / Solids
10/4/2019	8:50 AM	Forest Ave / Watkins Dr	Manhole	1.92	100	No	NA	0.51	Grease / Solids
10/6/2019	9:03 AM	Brown St / Grant St	Manhole	1.62	50	Yes	Hanging Moss	0.00	Grease
10/7/2019	3:17 PM	3920 Ilano Dr	Manhole	2.33	30	No	NA	0.00	Grease
10/7/2019	5:38 PM	3280 Forest Hill Dr	Manhole	1.20	60	No	NA	0.00	Grease
10/7/2019	4:46 PM	Forest Ave / Watkins Dr	Manhole	95.07	Not Reported	Yes	Eubanks	0.04	Grease / Solids
10/9/2019	4:40 PM	1119 Mclean St	Manhole	1.38	20	Yes	Lynch	0.00	Grease / Solids
10/9/2019	9:20 AM	1338 N State St	Manhole	1.78	150	Yes	Town	0.00	Grease
10/10/2019	10:05 AM	2907 Kingswood Ave	Ground Surface (defective pipe underground)	Ongoing Unresolved	2200	No	NA	0.00	Grease / Solids
10/10/2019	5:26 PM	Forest Ave / Watkins Dr	Manhole	1.13	80	Yes	Eubanks	0.00	Grease / Solids
10/10/2019	1:40 PM	Mctyere Ave	Manhole	1.33	100	No	NA	0.00	Grease / Solids
10/11/2019	8:30 AM	108 Yerger St	Ground Surface (defective pipe underground)	Ongoing Unresolved	2100	Yes	Town	0.64	Grease / Solids
10/15/2019	10:03 AM	Raymond Rd / Scanlon Dr	Manhole	889.78	Not Reported	Yes	Hardy	3.96	Grease / Solids
10/16/2019	4:27 PM	4264 Richmond Cir	Manhole	1.98	30	Yes	Town	0.02	Grease
10/16/2019	12:50 PM	N Lamar Lane / Millsaps Ave	Manhole	0.33	75	No	NA	0.05	Excessive Flow
10/19/2019	2:00 PM	1119 Mclean St	Manhole	3.00	50	No	NA	0.00	Grease / Solids
10/19/2019	11:15 AM	Combs St / Gunda St	Manhole	0.50	75	No	NA	0.00	Grease / Solids
10/19/2019	8:30 AM	170 Elmwood Pl	Manhole	Ongoing Unresolved	1300	No	NA	0.00	Undetermined
10/22/2019	8:34 PM	4090 Pinehill Dr	Manhole	1.73	480	Yes	Eubanks	0.00	Grease
10/22/2019	9:40 AM	1046 Greymont Ave	Cleanout	2.42	50	No	NA	0.00	Grease / Solids
10/22/2019	3:25 PM	844 Lawrence Road	Manhole	0.75	75	No	NA	0.00	Grease / Solids
10/27/2019	12:45 PM	2545 Prosperity St	Manhole	2.83	50	Yes	Town	0.00	Grease
10/27/2019	5:14 PM	302 Livingston St	Manhole	1.68	50	Yes	Town	0.00	Grease
10/27/2019	3:35 PM	302 Livingston St	Manhole	1.65	50	Yes	Town	0.00	Grease
10/23/2019	12:13 PM	3787 Meadow Lane	Manhole	792.03	Not Reported	Yes	Cany	0.00	Grease / Solids

Table 1
City of Jackson, Mississippi
Annual Report No. 8 - March 2019 through February 2021
Collection System SSOs

Date Began	Time Began	Location	Source	Estimated Duration, Hours	Estimated Volume, Gallons	Reached Waters of the State	Receiving Water	Rainfall, Inches	Reported Cause
10/29/2019	11:10 AM	50 Northtown Dr	Ground Surface (defective pipe underground)	0.58	100	No	NA	0.04	Grease / Roots / Solids
10/29/2019	12:35 PM	4273 I 55 N Frontage Road	Manhole	Ongoing Unresolved	3300	No	NA	0.00	Grease / Solids
10/29/2019	6:00 PM	5220 Sycamore Dr	Manhole	Ongoing Unresolved	3300	No	NA	0.03	Grease / Roots / Solids
10/29/2019	12:35 PM	1252 Druid Hill Dr	Manhole	Ongoing Unresolved	300	No	NA	0.00	Grease / Solids
10/29/2019	3:00 PM	3930 Skyview Dr	Manhole	0.67	100	No	NA	0.14	Grease / Solids
10/30/2019	4:10 PM	239 Livingston St	Manhole	Previous SSO	3200	No	NA	4.16	Undetermined
10/30/2019	1:30 PM	4090 Pinehill Dr	Manhole	Ongoing Unresolved	200	No	NA	4.16	Collapsed Pipe / Grease / Solids
10/31/2019	12:45 PM	246 Manship St	Manhole	0.83	75	No	NA	0.71	Grease / Solids
10/31/2019	11:30 AM	167 Brianwood Dr	Manhole	1.00	75	No	NA	0.75	Grease / Solids
11/1/2019	12:20 PM	6434 Abraham Lincoln Dr	Manhole	1.67	100	No	NA	0.00	Grease / Solids
11/1/2019	4:50 PM	McTyere St / Mill St	Manhole	Ongoing Unresolved	Not Reported	Yes	Town	0.00	Undetermined
11/2/2019	9:00 AM	619 Forest Ave	Manhole	5.00	150	Yes	Hanging Moss	0.00	Roots
11/4/2019	3:31 PM	1834 St Charles Ave	Manhole	1123.23	200	Yes	Lynch	0.00	Grease / Safety Cones
11/6/2019	11:00 AM	878 Lawrence Rd	Manhole	1.83	100	No	NA	0.00	Grease / Solids
11/6/2019	11:00 AM	841 Lawrence Rd	Manhole	1.83	100	No	NA	0.00	Grease / Solids
11/6/2019	4:00 PM	W Woodrow Wilson / Prosperity St	Manhole	Ongoing Unresolved	2500	No	NA	0.00	Collapsed Pipe / Grease / Solids
11/7/2019	12:30 PM	324 Rollingwood Dr	Manhole	1.75	100	No	NA	0.09	Roots
11/7/2019	6:07 PM	510 Briarcliff Cir	Ground Surface (defective pipe underground)	979.13	Not Reported	Yes	Cany	0.04	Grease / Roots / Solids
11/14/2019	9:30 AM	705 Gardner St	Cleanout	1.92	100	No	NA	0.03	Grease / Solids
11/14/2019	11:40 AM	4051 N West St	Manhole	1.17	100	No	NA	0.03	Grease / Solids
11/14/2019	1:10 PM	218 Yerger St	Ground Surface (defective pipe underground)	Ongoing Unresolved	1700	No	NA	0.02	Grease / Solids
11/16/2019	12:50 PM	347 Magnolia Rd	Ground Surface (defective pipe underground)	2.17	100	No	NA	0.00	Grease / Solids

Table 1
City of Jackson, Mississippi
Annual Report No. 8 - March 2019 through February 2021
Collection System SSOs

Date Began	Time Began	Location	Source	Estimated Duration, Hours	Estimated Volume, Gallons	Reached Waters of the State	Receiving Water	Rainfall, Inches	Reported Cause
11/17/2019	4:24 PM	787 E Northside Dr	Manhole	47.60	Not Reported	Yes	Eubanks	0.00	Grease / Solids
11/18/2019	2:40 PM	811 Forest Ave	Manhole	0.92	100	No	NA	0.00	Grease / Solids
11/18/2019	4:00 PM	Manhattan Rd / E Northside Dr	Manhole	1.25	100	No	NA	0.00	Grease / Solids
11/18/2019	5:20 PM	631 Cedarhurst Dr	Manhole	0.50	75	No	NA	0.00	Grease / Solids
11/18/2019	5:20 PM	639 Cedarhurst Dr	Manhole	0.50	75	No	NA	0.00	Grease / Solids
11/18/2019	6:25 PM	509 Wellington Rd	Cleanout	0.92	75	No	NA	0.00	Grease / Solids
11/18/2019	8:40 PM	1252 Druid Dr	Manhole	2.42	100	No	NA	0.00	Collapsed Pipe / Grease / Solids
11/19/2019	10:45 AM	3969 Warner Ave	Manhole	8.17	100	No	NA	0.00	Grease / Solids
11/20/2019	5:50 PM	629 Fondren Pl	Manhole	1.58	75	No	NA	0.00	Grease / Solids
11/22/2019	11:15 AM	288 Mikell St	Manhole	1.17	100	No	NA	0.38	Grease / Solids
11/22/2019	2:05 PM	646 Chelsea Dr	Manhole	1.92	100	No	NA	0.38	Grease / Solids
11/22/2019	4:10 PM	1529 Florence Ave	Manhole	Ongoing Unresolved	675	No	NA	0.26	Grease / Solids
11/22/2019	6:05 PM	149 Woodland Cr	Manhole	Ongoing Unresolved	900	No	NA	0.30	Grease / Solids
11/23/2019	9:00 AM	2907 Kingswood Ave	Cleanout	Ongoing Unresolved	800	No	NA	0.23	Collapsed Pipe
11/23/2019	10:45 AM	246 Manship St	Manhole	1.33	100	No	NA	0.24	Grease / Solids
11/23/2019	2:00 PM	Raymond Rd / Scanlon Dr	Manhole	2.00	25	Yes	Hardy	0.18	Collapsed Pipe / Grease
11/25/2019	1:00 PM	Timber Crossing Rd	Manhole	3.50	200	Yes	Cany	0.00	Grease / Solids
12/2/2019	7:00 AM	1529 Florence Ave	Manhole	7.00	75	Yes	Lynch	0.00	Collapsed Pipe / Grease
12/4/2019	11:30 AM	Alumni Dr (UIMMC)	Ground Surface (defective pipe underground)	1.97	Not Reported	Yes	Belhaven	0.00	Collapsed Pipe
12/5/2019	9:30 AM	Brown St	Manhole	1.58	100	No	NA	0.00	Grease / Solids
12/6/2019	2:17 PM	629 Fondren Pl	Manhole	20.55	200	Yes	Town	0.00	Grease / Solids
12/9/2019	11:15 AM	Alumni Dr (UIMMC)	Ground Surface (defective pipe underground)	1.17	Not Reported	Yes	Belhaven	0.00	Collapsed Pipe
12/10/2019	10:20 AM	Pine Island Dr / Pine Bay Dr	Manhole	Ongoing Unresolved	Not Reported	No	NA	0.84	Grease / Solids
12/12/2019	2:30 PM	3870 Warner Ave	Cleanout	0.83	100	No	NA	0.00	Grease / Solids

Table 1
City of Jackson, Mississippi
Annual Report No. 8 - March 2019 through February 2021
Collection System SSOs

Date Began	Time Began	Location	Source	Estimated Duration, Hours	Estimated Volume, Gallons	Reached Waters of the State	Receiving Water	Rainfall, Inches	Reported Cause
12/13/2019	10:30 AM	101 Poole St	Ground Surface (defective pipe underground)	Ongoing Unresolved	1900	No	NA	0.01	Collapsed Pipe / Grease / Solids
12/14/2019	10:00 AM	250 Brae Burn Dr	Cleanout	Ongoing Unresolved	1800	No	NA	0.00	Grease / Solids
12/14/2019	12:45 PM	806 Monroe St	Manhole	0.25	100	No	NA	0.00	Grease / Solids
12/14/2019	12:30 PM	4261 I N Frontage Road	Manhole	Ongoing Unresolved	1800	No	NA	0.00	Collapsed Pipe / Grease / Solids
12/14/2019	9:20 AM	167 Briarwood Dr	Manhole	0.50	100	No	NA	0.00	Grease / Solids
12/14/2019	11:18 AM	841 Lawrence Rd	Cleanout	0.95	100	No	NA	0.00	Grease / Solids
12/14/2019	1:15 PM	1164 Raymond Rd	Manhole	0.25	100	No	NA	0.00	Grease / Solids
12/17/2019	2:10 PM	1915 Mobile Ave	Cleanout	1.50	75	No	NA	0.03	Grease / Solids
12/18/2019	9:50 AM	314 Queen Margaret Lane	Cleanout	Ongoing Unresolved	1050	No	NA	0.00	Collapsed Pipe / Grease / Solids
12/19/2019	4:20 PM	246 Manship St	Manhole	1.67	100	No	NA	0.00	Grease / Solids
12/24/2019	10:30 AM	1745 Rivenwood Dr	Manhole	Ongoing Unresolved	800	No	NA	0.00	Grease / Solids
12/25/2019	10:55 AM	4213 Oakmont Dr	Manhole	0.58	75	No	NA	0.00	Grease / Solids
12/31/2019	2:10 PM	505 Stillwood Dr	Under House	Ongoing Unresolved	100	No	NA	0.00	Collapsed Pipe / Grease / Solids
10/31/2019	9:05 AM	3249 Medgar Evers Blvd	Manhole	2134.00	14025	No	NA	0.05	Grease / Solids
1/1/2020	10:30 AM	3871 Warner Ave	Cleanout	24.92	75	No	NA	0.00	Grease / Solids
1/1/2020	2:20 PM	4251 Sagamore St	Manhole	0.75	75	No	NA	0.00	Grease / Solids
1/30/2020	1:40 PM	Northgate Blvd / Somerset Dr	Manhole	2.00	100	No	NA	0.00	Grease / Solids
1/28/2020	10:50 AM	2012 Alta Woods Blvd	Manhole	1.42	100	No	NA	0.05	Grease / Solids
1/3/2020	8:57 AM	216 Ferguson Dr	Cleanout	Ongoing Unresolved	Not Reported	Yes	Three Mile	0.40	Collapsed Pipe
1/17/2020	10:05 AM	Watkins Dr / Forest Ave	Manhole	Ongoing Unresolved	1500	No	NA	0.00	Grease / Solids
1/17/2020	8:37 AM	4905 Watkins Dr	Manhole	Ongoing Unresolved	375	Yes	Eubanks	0.00	Grease / Solids
1/4/2020	12:33 PM	275 Maria Ave	Cleanout	Ongoing Unresolved	11200	No	NA	0.00	Roots
1/11/2020	5:30 PM	3557 Bowers St	Manhole	Ongoing Unresolved	525	Yes	Hanging Moss	2.05	Excessive Flow
1/8/2020	2:15 PM	275 Maria Ave	Cleanout	1.50	50	No	NA	0.00	Grease / Solids

Table 1
City of Jackson, Mississippi
Annual Report No. 8 - March 2019 through February 2021
Collection System SSOs

Date Began	Time Began	Location	Source	Estimated Duration, Hours	Estimated Volume, Gallons	Reached Waters of the State	Receiving Water	Rainfall, Inches	Reported Cause
1/7/2020	2:23 PM	5140 Queen Eleanor Lane	Manhole	506.62	Not Reported	Yes	Lynch	0.00	Grease / Roots / Solids
1/28/2020	8:00 AM	3680 Lakeland Lane	Manhole	0.92	75	No	NA	0.04	Grease / Solids
1/16/2020	12:19 PM	6546 Franklin D Roosevelt Dr	Manhole	7.68	25	Yes	Bogue Chitto	0.64	Excessive Flow
1/10/2020	11:52 AM	167 Briarwood Dr	Manhole	0.63	15	No	NA	0.41	Grease
1/9/2020	9:00 AM	223 Chippewa Cir	Cleanout	2.58	75	No	NA	0.00	Grease / Solids
1/11/2020	1:11 PM	5356 Abraham Lincoln Dr	Manhole	1.82	25	Yes	Bogue Chitto	2.28	Excessive Flow
1/11/2020	9:41 AM	3630 W Northside Dr	Manhole	7.82	25	Yes	Hanging Moss	2.28	Excessive Flow
1/11/2020	9:47 AM	503 Springfield Cir	Manhole	7.22	50	Yes	Lynch	2.28	Excessive Flow
1/11/2020	1:32 AM	4125 Crane Blvd	Manhole	17.47	25	Yes	Eubanks	1.97	Excessive Flow
1/11/2020	11:38 AM	3775 Kings Hwy	Manhole	0.20	25	Yes	Eubanks	1.97	Excessive Flow
1/11/2020	11:47 AM	Lamar Lane / Millsaps Ave	Manhole	8.22	25	Yes	Town	1.97	Excessive Flow
1/11/2020	11:49 AM	210 Fairbanks St	Manhole	2.85	25	Yes	Town	1.97	Excessive Flow
1/11/2020	12:43 PM	2346 Paden St	Manhole	3.78	25	Yes	Three Mile	2.05	Excessive Flow
1/11/2020	12:45 PM	2376 Paden St	Manhole	3.75	25	Yes	Three Mile	2.05	Excessive Flow
1/11/2020	1:09 PM	3751 Warner Ave	Manhole	Ongoing Unresolved	Not Reported	Yes	Town	2.28	Excessive Flow
1/11/2020	12:50 PM	3884 Lost Lake Cove S	Manhole	7.00	25	Yes	Trahan	2.05	Excessive Flow
1/11/2020	1:54 PM	5345 Ridgewood Road	Manhole	4.60	25	Yes	Hanging Moss	1.95	Excessive Flow
1/16/2020	10:47 AM	6435 Lyndon B Johnson Dr	Manhole	10.22	25	Yes	Bogue Chitto	0.64	Excessive Flow
1/12/2020	3:21 PM	1417 Cox St	Cleanout	24.40	75	Yes	Lynch	0.00	Collapsed Pipe
1/17/2020	8:20 AM	811 Forest Ave	Manhole	1.58	100	No	NA	0.00	Not Reported
1/16/2020	10:25 AM	1915 Corley Ave	Ground Surface (defective pipe underground)	Not Reported	400	Yes	Town	0.64	Excessive Flow
1/16/2020	12:42 PM	4141 Crane Blvd	Manhole	6.30	25	Yes	Eubanks	0.64	Excessive Flow
1/18/2020	11:00 AM	3606 Cavalier Dr	Manhole	11.00	25	Yes	Eubanks	0.89	Excessive Flow
1/25/2020	1:25 PM	1123 Kentwood Place	Manhole	1.75	100	No	NA	0.00	Grease / Solids
1/28/2020	10:00 AM	2026 Alta Woods Blvd	Manhole	2.25	100	No	NA	0.05	Grease / Solids
1/25/2020	1:25 PM	1117 Kentwood Place	Manhole	1.75	100	No	NA	0.00	Grease / Solids

Table 1
 City of Jackson, Mississippi
 Annual Report No. 8 - March 2019 through February 2021
 Collection System SSOs

Date Began	Time Began	Location	Source	Estimated Duration, Hours	Estimated Volume, Gallons	Reached Waters of the State	Receiving Water	Rainfall, Inches	Reported Cause
1/31/2020	8:12 AM	955 Park Lane	Manhole	3.13	50	No	NA	0.02	Grease / Solids
1/29/2020	1:05 PM	835 Manhattan Road	Manhole	1.00	50	No	NA	0.23	Grease / Solids
1/30/2020	8:30 AM	862 E Amite St	Manhole	0.75	50	No	NA	0.00	Collapsed Pipe / Grease / Solids
2/1/2020	4:09 PM	1860 Shamrock Dr	Manhole	7.35	700	Yes	Three Mile	0.00	Collapsed Pipe
1/15/2020	6:05 PM	2312 Timber Crossing Road	Manhole	406.75	9000	Yes	Cany	0.00	Grease / Solids
2/6/2020	2:19 PM	Raymond Road / Scanlon Dr	Manhole	46.93	600	Yes	Hardy	0.52	Collapsed Pipe / Grease / Solids
2/7/2020	10:10 PM	1171 Alta Vista Blvd	Manhole	0.25	50	No	NA	0.00	Grease / Solids
2/7/2020	12:30 PM	248 Englewood St	Cleanout	358.33	3200	Yes	Town	0.00	Grease
2/7/2020	4:00 PM	2007 Carver St	Cleanout	Ongoing Unresolved	1150	No	NA	0.00	Collapsed Pipe / Grease / Solids
12/11/2019	2:33 PM	944 Morningside St	Manhole	1917.87	32400	Yes	Town	0.00	Grease
2/13/2020	11:32 AM	265 Colebrook Ave	Manhole	Previous SSO Follow up	425	No	NA	0.21	Excessive Flow
2/13/2020	12:09 PM	3606 Cavalier Dr	Manhole	Previous SSO Follow up	425	Yes	Eubanks	0.21	Excessive Flow / Grease / Solids
2/13/2020	11:18 AM	1204 C N Jefferson St	Ground Surface (defective pipe underground)	Not Reported	Not Reported	No	NA	0.21	Grease
2/13/2020	12:40 PM	4905 Watkins Dr	Manhole	Previous SSO Follow up	850	No	NA	0.21	Grease / Solids
2/14/2020	1:27 PM	1441 Wooddell Dr	Manhole	Previous SSO Follow up	400	No	NA	0.00	Solids
2/14/2020	12:35 PM	714 Adkins Blvd	Manhole	Previous SSO Follow up	800	No	NA	0.00	Grease / Solids
2/15/2020	12:02 PM	3634 Meadow Lane	Cleanout	145.38	1050	Yes	Cany	0.00	Collapsed Pipe
2/17/2020	12:16 PM	Gunda St / Reaves St	Manhole	98.48	1850	Yes	Hardy	0.00	Grease / Solids
2/18/2020	9:35 AM	4201 Oakmont Dr	Manhole	Ongoing Unresolved	550	No	NA	0.06	Grease / Solids
2/18/2020	2:20 PM	200 Rebel Woods Drive	Manhole	Ongoing Unresolved	600	No	NA	0.18	Grease / Solids
2/18/2020	11:00 AM	162 E Amite St	Manhole	57.50	150	No	NA	0.06	Collapsed Pipe
2/20/2020	3:50 PM	3554 Sunset Dr	Manhole	Ongoing Unresolved	1000	No	NA	2.40	Grease / Solids
2/20/2020	8:45 PM	202 E Ridgeway St	Manhole	1.67	50	No	NA	2.12	Grease / Solids
2/20/2020	10:35 PM	290 Iris Ave	Manhole	1.17	50	No	NA	2.40	Grease

Table 1
City of Jackson, Mississippi
Annual Report No. 8 - March 2019 through February 2021
Collection System SSOs

Date Began	Time Began	Location	Source	Estimated Duration, Hours	Estimated Volume, Gallons	Reached Waters of the State	Receiving Water	Rainfall, Inches	Reported Cause
2/20/2020	5:58 PM	3745 Warner Ave	Manhole	1.28	300	Yes	Town	2.40	Collapsed Pipe
2/20/2020	7:00 PM	162 E Amite St	Manhole	1.83	50	No	NA	2.10	Grease / Solids
2/21/2020	10:40 AM	3747 Warner Ave	Manhole	1.00	100	No	NA	0.00	Grease / Solids
2/22/2020	1:20 PM	727 Deer Park St	Cleanout	0.67	50	No	NA	0.00	Collapsed Pipe / Grease / Solids
2/22/2020	2:47 PM	245 Manship St	Manhole	1.22	25	No	NA	0.00	Solids
2/25/2020	10:25 AM	137 Horseshoe Cir	Manhole	1.25	50	No	NA	0.00	Grease / Solids
2/26/2020	8:00 AM	5136 Reddoch Dr	Manhole	Ongoing Unresolved	800	Yes	Hanging Moss	0.11	Collapsed Pipe
2/26/2020	11:10 AM	714 Adkins Blvd	Manhole	Ongoing Unresolved	400	No	NA	0.11	Collapsed Pipe / Grease / Solids
2/27/2020	12:55 PM	1227 E Fortification St	Cleanout	0.83	50	No	NA	0.00	Grease / Solids
2/27/2020	1:05 AM	5943 Westmore Dr	Manhole	11.42	50	No	NA	0.00	Grease / Solids
2/27/2020	10:00 AM	823 Rutherford Dr	Cleanout	1.00	50	No	NA	0.00	Grease / Solids
2/28/2020	11:15 AM	4209 Oakmont Dr	Manhole	3.42	50	No	NA	0.00	Grease / Solids
2/27/2020	6:45 PM	2669 Greenway Ct	Manhole	Ongoing Unresolved	50	No	NA	0.00	Collapsed Pipe / Grease / Solids
2/29/2020	7:50 PM	2981 McDowell Road	Manhole	0.92	50	No	NA	0.00	Grease / Solids
12/20/2019	7:54 AM	252 McDowell Park Cir	Manhole	1875.10	Not Reported	Yes	Cany	0.00	Grease / Solids
1/6/2020	6:37 PM	3357 Bowers St	Cleanout	1936.07	41,000	Yes	Cany	0.00	Collapsed Pipe / Roots
3/1/2020	7:45 PM	4209 Oakmont Dr	Manhole	137.75	2,800	Yes	Lynch	0.00	Collapsed Pipe / Grease / Solids
3/2/2020	9:56 AM	2655 Belvedere Dr	Manhole	2.33	25	No	NA	0.05	Solids
3/5/2020	9:00 PM	525 Briarcliff Cir	Manhole	Ongoing Unresolved	1,350	No	NA	0.25	Grease / Solids
3/5/2020	11:16 AM	2805 Booker Washington St	Manhole	Not Reported	675	No	NA	0.36	Excessive Flow
3/5/2020	10:54 AM	6494 Lyndon B Johnson Dr	Manhole	Not Reported	675	No	NA	0.36	Excessive Flow
3/5/2020	10:45 AM	503 Colebrook Ave	Manhole	Not Reported	675	No	NA	0.36	Excessive Flow
3/5/2020	8:58 AM	756 Lawrence Rd	Manhole	14.78	1,400	No	NA	0.46	Grease / Solids
3/6/2020	9:30 PM	250 Brae Burn	Manhole	Ongoing Unresolved	1,300	No	NA	0.00	Grease / Solids
3/10/2020	10:40 PM	3460 Jayne Ave	Manhole	1.08	50	No	NA	0.33	Grease / Solids
3/18/2020	5:00 PM	3150 Woodside Dr	Manhole	4.00	50	No	NA	0.00	Grease / Solids
3/18/2020	9:00 PM	Woodside Dr / Smallwood St	Manhole	0.00	50	No	NA	0.00	Grease / Solids

Table 1
City of Jackson, Mississippi
Annual Report No. 8 - March 2019 through February 2021
Collection System SSOs

Date Began	Time Began	Location	Source	Estimated Duration, Hours	Estimated Volume, Gallons	Reached Waters of the State	Receiving Water	Rainfall, Inches	Reported Cause
3/19/2020	12:15 PM	909 N Jefferson St	Ground Surface (defective pipe underground)	2.42	175	No	NA	0.00	Grease / Solids
3/19/2020	3:15 PM	972 High St	Manhole	0.98	100	No	NA	0.00	Grease
3/20/2020	11:46 AM	1005 Briarwood Dr	Other	2.23	50	No	NA	0.99	Collapsed Pipe
3/20/2020	9:40 PM	1441 Wooddell Dr	Manhole	Ongoing Unresolved	900	No	NA	0.56	Collapsed Pipe / Grease / Solids
3/23/2020	11:32 AM	4617 Hillside Dr	Manhole	Ongoing Unresolved	Inc. in 3/23 close-out report	No	NA	0.01	Unknown
3/23/2020	5:15 PM	3003 Downing St	Cleanout	Ongoing Unresolved	350	Yes	Town	No Data	Grease / Solids
3/23/2020	11:48 AM	Hillside Dr / Hanging Moss Rd	Ground Surface (defective pipe underground)	24.82	285	No	NA	0.01	Contractor Damage
2/7/2020	12:44 PM	2233 E Northside Dr	Manhole	1102.68	14,100	No	NA	0.03	Grease / Solids
3/24/2020	7:25 PM	3003 Downing St	Cleanout	3.08	50	No	NA	No Data	Grease / Solids
3/24/2020	5:05 PM	1631 N Blair St	Cleanout	0.67	50	No	NA	No Data	Grease / Solids
3/24/2020	5:55 PM	533 Glendale St	Ground Surface (defective pipe underground)	Ongoing Unresolved	400	No	NA	0.03	Collapsed Pipe
3/25/2020	7:35 PM	I 55 Frontage Rd	Manhole	2.58	50	No	NA	0.00	Grease / Solids
3/26/2020	10:00 PM	4675 Clinton Blvd	Manhole	1.33	50	No	NA	0.00	Grease / Solids
3/26/2020	12:57 PM	2007 N Lamar St	Ground Surface (defective pipe underground)	Ongoing Unresolved	150	No	NA	No Data	Solids
3/27/2020	9:00 PM	220 McDowell Park Cir	Cleanout	2.42	50	No	NA	0.00	Grease / Solids
3/30/2020	4:20 PM	172 McDowell Park Cir	Manhole	25.00	50	No	NA	0.19	Grease / Solids
3/31/2020	6:30 PM	3003 Downing St	Cleanout	Ongoing Unresolved	50	No	NA	No Data	Collapsed Pipe
10/26/2019	5:35 PM	250 Brae Burrn Dr	Cleanout	4,121.25	51,900	Yes	Purple	1.37	Roots / Solids
1/9/2020	10:42 AM	319 Queen Julianna Lane	Manhole	2,183.80	21,100	Yes	Lynch	0.00	Collapsed Pipe
1/15/2020	3:15 PM	200 Rebel Woods	Manhole	2,377.42	5,000	Yes	Hardy	0.00	Grease / Solids
1/21/2020	3:44 PM	Prosperity St \ Denson St	Manhole	2,280.77	116,700	Yes	Town	0.00	Collapsed Pipe / Grease / Solids

Table 1

City of Jackson, Mississippi

Annual Report No. 8 - March 2019 through February 2021

Collection System SSOs

Date Began	Time Began	Location	Source	Estimated Duration, Hours	Estimated Volume, Gallons	Reached Waters of the State	Receiving Water	Rainfall, Inches	Reported Cause
1/30/2020	2:34 PM	212 Pimlico Pl	Constructed Bypass	1,632.27	1,725	No	NA	0.02	Roots / Solids
2/3/2020	1:35 PM	240 Livingston St	Manhole	1,849.92	23,400	Yes	Town	0.00	Collapsed Pipe
3/5/2020	9:38 AM	Woodell Dr \ Cliffwood Dr	Manhole	824.87	14,000	Yes	Cany	0.46	Collapsed Pipe
3/16/2020	11:46 AM	3003 Downing St	Cleanout	385.23	5,100	Yes	Town	0.00	Collapsed Pipe
3/26/2020	11:53 AM	3909 Pinewood Dr	Manhole	292.03	2,600	Yes	Eastover	0.00	Roots / Solids
4/1/2020	4:25 PM	319 Queen Julianna Ln	Manhole	See 1/9/20 report	See 1/9/20 report	No	NA	0.00	Follow up
4/1/2020	4:10 PM	Prosperity St \ Denson St	Manhole	See 1/21/20 report	See 1/21/20 report	No	NA	0.00	Follow up
4/1/2020	5:05 PM	355 Woodrow Wilson Ave	Manhole	0.92	50	No	NA	0.00	Follow up
4/1/2020	7:28 PM	2906 Sheila Dr	Cleanout	0.87	50	No	NA	0.00	Grease / Solids
4/3/2020	4:45 PM	727 Deer Park St	Cleanout	1.67	50	No	NA	0.00	Collapsed Pipe
4/3/2020	6:35 PM	200 Rebel Woods	Manhole	See 1/15/20 report	See 1/15/20 report	No	NA	0.00	Follow up
4/4/2020	5:35 PM	5389 Wynnnyke Rd	Manhole	0.92	50	No	NA	0.00	Grease / Solids
4/4/2020	6:40 PM	5077 Cabaniss Cir	Manhole	1.00	50	No	NA	0.00	Grease / Solids
4/7/2020	11:00 PM	242 Pimlico Pl	Manhole	14.00	50	No	NA	0.02	Roots / Solids
4/14/2020	9:00 AM	243 Livingston St	Manhole	2.50	100	Yes	Town	0.03	Grease / Solids
4/14/2020	1:45 PM	147 Livingston St	Manhole	0.50	100	Yes	Town	0.03	Grease / Solids
4/15/2020	6:00 PM	209 Parcel Dr	Manhole	See 4/23/20 report	See 4/23/20 report	No	NA	0.00	Initial Report
4/15/2020	4:30 PM	534 Ellis Ave	Manhole	1.17	50	No	NA	0.00	Grease / Solids
4/21/2020	9:11 AM	Belvedere Dr \ Freemont St	Manhole	76.32	1,600	Yes	Hardy	0.00	Grease
4/22/2020	4:20 PM	3612 Northaven Dr	Manhole	0.67	50	No	NA	0.57	Grease / Solids
4/22/2020	10:25 PM	38 Robinwood Pl	Manhole	0.50	50	No	NA	0.00	Grease / Solids
4/23/2020	12:58 PM	2260 Monaco St	Cleanout	0.95	50	No	NA	1.96	Excessive flow / Grease / Solids
4/23/2020	5:45 PM	209 Parcel Dr	Manhole	192.17	450	No	NA	3.37	Grease / Solids
4/23/2020	2:20 PM	1515 Maria Dr	Manhole	1.00	50	No	NA	3.37	Grease / Solids
4/23/2020	6:45 PM	3618 Marlendo Dr	Manhole	0.58	50	No	NA	3.37	Grease / Solids
4/27/2020	3:25 PM	Clubview St	Cleanout	0.08	50	No	NA	0.00	Grease / Solids

Table 1
City of Jackson, Mississippi
Annual Report No. 8 - March 2019 through February 2021
Collection System SSOs

Date Began	Time Began	Location	Source	Estimated Duration, Hours	Estimated Volume, Gallons	Reached Waters of the State	Receiving Water	Rainfall, inches	Reported Cause
4/27/2020	1:20 PM	4658 Katherine Blvd	Ditch	Ongoing Unresolved	200	No	NA	0.00	Grease / Solids
4/28/2020	1:50 PM	156 S Denver St	Manhole	0.50	50	No	NA	0.00	Grease / Solids
4/29/2020	5:05 PM	270 Cherokee Dr	Manhole	0.42	50	No	NA	0.00	Grease / Solids
4/29/2020	6:30 PM	354 Pine Hill Dr	Manhole	Ongoing Unresolved	100	No	NA	0.00	Collapsed Pipe / Grease / Solids
11/21/2019	6:53 AM	1523 Westhaven Blvd	Other	Ongoing Unresolved	19,300	Yes	Lynch	NA	Collapsed Pipe
2/26/2020	8:38 AM	2345 Magnolia Ln	Manhole	1,709.62	36,000	Yes	Cany	0.20	Grease / Solids
3/20/2020	10:22 AM	5864 Old Canton Rd	Manhole	Ongoing Unresolved	14,600	No	NA	0.99	Collapsed Pipe
4/10/2020	2:33 PM	5077 Cabaniss Cir	Manhole	1,105.45	14,100	Yes	Lynch	0.00	Undetermined
4/24/2020	8:00 PM	Lawrence Rd / Manhattan Rd	Ground Surface (defective pipe underground)	663.00	Not Reported	Yes	Hanging Moss	0.00	Collapsed Pipe
5/2/2020	12:00 PM	4781 E Massena Dr	Ground Surface (defective pipe underground)	172.25	2,400	Yes	Hanging Moss	0.00	Roots
5/4/2020	9:44 AM	5346 Jamaica Dr	Manhole	Ongoing Unresolved	5,600	Yes	Hanging Moss	0.00	Collapsed Pipe
5/7/2020	4:35 PM	2251 Forest Glen Dr	Cleanout	1.75	50	No	NA	0.00	Grease / Solids
5/8/2020	7:58 AM	103 St Andrews Dr	Ground Surface (defective pipe underground)	316.28	4,200	Yes	Purple	0.50	Grease
5/8/2020	7:40 PM	2345 Magnolia Ln	Manhole	258.58	600	No	NA	0.20	Grease / Solids
5/9/2020	12:00 PM	1032 Spengler St	Manhole	0.83	50	No	NA	0.00	Grease / Solids
5/9/2020	1:10 PM	827 Monterey St	Ground Surface (defective pipe underground)	0.83	50	No	NA	0.00	Collapsed Pipe
5/12/2020	1:30 PM	322 Spanish Ct	Cleanout	Ongoing Unresolved	1,000	No	NA	0.00	Collapsed Pipe
5/12/2020	3:15 PM	Poplar Blvd / Kentwood Dr	Manhole	3.50	50	No	NA	0.00	Grease / Solids
5/12/2020	11:05 AM	1254 Macon St	Cleanout	2.08	50	No	NA	0.00	Grease / Solids
5/13/2020	9:10 AM	W Pascagoula St	Ground Surface (defective pipe underground)	3.22	Not Reported	Yes	Town	0.00	Undetermined

Table 1
City of Jackson, Mississippi
Annual Report No. 8 - March 2019 through February 2021
Collection System SSOs

Date Began	Time Began	Location	Source	Estimated Duration, Hours	Estimated Volume, Gallons	Reached Waters of the State	Receiving Water	Rainfall, Inches	Reported Cause
5/14/2020	1:02 PM	714 Brookwood Rd	Ground Surface (defective pipe underground)	Ongoing Unresolved	10,800	Yes	Eubanks	0.00	Collapsed Pipe
5/16/2020	10:12 AM	5140 Queen Eleanor Ln	Manhole	149.63	Not Reported	Yes	Lynch	0.09	Roots
5/20/2020	11:30 AM	Robinson Rd / Valley St	Constructed Bypass	1.00	50	No	NA	0.00	Damaged Bypass Pump Hose
5/30/2020	1:48 PM	2430 Paden St	Manhole	0.45	100	No	NA	0.00	Solids
5/30/2020	10:47 AM	126 McDowell Park Cir	Manhole	1.20	2	No	NA	0.00	Grease
1/31/2020	12:08 PM	533 Glendale St	Ground Surface (defective pipe underground)	Not Reported	Not Reported	Yes	Town	0.01	Not reported
5/18/2020	2:04 PM	123 Ramada Cir	Manhole	526.27	11,500	Yes	Big Creek	0.07	Grease / Solids
6/11/2020	5:05 PM	3874 Meadowlane Dr	Ground Surface (defective pipe underground)	1.07	225	Yes	Eubanks	0.00	Uncapped Abandoned Lateral
6/2/2020	8:20 AM	W Pascagoula St	Manhole	1.42	50	No	NA	0.00	Grease / Solids
6/2/2020	1:00 PM	357 Peter St	Manhole	1.00	50	No	NA	0.00	Grease / Solids
6/3/2020	8:00 PM	3618 Marleno Dr	Ground Surface (defective pipe underground)	Ongoing Unresolved	28,000	Yes	Cany	1.52	Grease / Roots / Solids
6/4/2020	Not Reported	Raymond Rd / Scanlon Dr	Manhole	Not Reported	100	No	NA	0.00	Grease / Solids
6/5/2020	8:45 AM	415 Northside Dr	Cleanout	Ongoing Unresolved	13,000	Yes	Eubanks	0.01	Collapsed Pipe
6/9/2020	6:53 AM	4981 Cottonwood Ln	Manhole	2.37	50	Yes	Big Creek	0.00	Roots
6/15/2020	9:01 AM	4550 Manhattan Rd	Manhole	96.48	1,900	Yes	Eubanks	0.00	Grease / Solids
6/18/2020	10:30 AM	1503 E Northside Dr	Manhole	23.00	200	Yes	Eastover	0.00	Undetermined
6/19/2020	1:26 PM	1350 Eastover Dr	Cleanout	20.57	200	Yes	Eubanks	0.00	Undetermined
6/19/2020	3:01 PM	1745 Riverwood Dr	Manhole	Ongoing Unresolved	7,200	Yes	Hanging Moss	0.00	Undetermined
6/23/2020	7:48 AM	6029 Brenner Dr	Manhole	100.45	1,000	Yes	Purple	0.00	Grease / Solids
6/24/2020	2:00 PM	5745 Gladewood Dr	Cleanout	Ongoing Unresolved	70,000	No	NA	0.02	Excessive Flow
12/18/2019	7:57 AM	691 A Tifton Dr	Manhole	Ongoing	77,400	Yes	Cany		Grease / Solids
5/29/2020	10:58 PM	410 W Ash St	Manhole	60.37	Not Reported	No	NA	0.03	Grease / Solids

Table 1

City of Jackson, Mississippi
Annual Report No. 8 - March 2019 through February 2021
Collection System SSOs

Date Began	Time Began	Location	Source	Estimated Duration, Hours	Estimated Volume, Gallons	Reached Waters of the State	Receiving Water	Rainfall, Inches	Reported Cause
6/1/2020	8:57 AM	E Ridgeway St / N West St	Ground Surface (defective pipe underground)	9:18.05	7,800	Yes	Town	0.00	Collapsed Pipe
6/3/2020	9:49 AM	749 Nakoma Dr	Cleanout	Ongoing	9,000	No	NA	0.05	Roots
6/5/2020	4:55 PM	Raymond Rd / Scanlon Dr	Manhole	809.33	17,500	Yes	Hardy	0.00	Collapsed Pipe
6/13/2020	2:36 PM	130 Taylor St	Cleanout	747.07	12,800	Yes	Town	0.00	Grease / Solids
6/19/2020	10:16 AM	Will O Wisp Way / Mockingbird Ln	Manhole	314.73	7,000	Yes	Three Mile	0.00	Grease / Solids / Undersized Line
6/20/2020	10:54 AM	611 Chelsea Dr	Private Lateral	Not Reported	1,260	No	NA	0.00	Collapsed Pipe / Roots
6/22/2020	9:34 AM	4256 Richmond Cir	Manhole	582.43	12,500	Yes	Town	0.85	Collapsed Pipe
6/23/2020	10:49 AM	5255 Forest Hill Road	Manhole	Ongoing	Ongoing	Yes	Trahon	0.08	Grease / Solids
6/25/2020	12:11 PM	533 Glendale St	Lateral	Ongoing	Not Reported	Yes	Town	1.11	Collapsed Pipe
6/28/2020	7:49 AM	181 Treehaven Dr	Cleanout	317	7,000	Yes	Hardy	0	Grease / Roots / Solids
7/1/2020	1:25 PM	510 Briarcliff Cir	Ground Surface (defective pipe underground)	Not Reported	92,000	Yes	Cany	0.00	Grease / Roots / Solids
7/4/2020	8:45 AM	977 Ellis Ave	Building Backup	6.77	10	No	NA	0.14	Grease / Asphalt in Manhole
7/4/2020	10:15 AM	2615 Robinson Road	Building Backup	0.92	5	No	NA	0.14	Grease / Asphalt in Manhole
7/4/2020	8:46 AM	2566 Robinson Road	Building Backup	6.57	Not Reported	No	NA	0.14	Grease / Asphalt in Manhole
7/4/2020	8:46 AM	2560 Robinson Road	Building Backup	6.57	Not Reported	No	NA	0.14	Grease / Asphalt in Manhole
7/4/2020	8:46 AM	2566 Robinson Road	Building Backup	6.57	Not Reported	No	NA	0.14	Grease / Asphalt in Manhole
7/7/2020	10:53 AM	4612 Belmede Pl	Ground Surface (defective pipe underground)	24.12	200	Yes	Eubanks	0.03	Collapsed Pipe
7/8/2020	9:00 AM	202 E Ridgeway St	Manhole	Ongoing	Ongoing	Yes	Town	0.52	Collapsed Pipe
7/8/2020	10:30 AM	Raymond Rd / Scanlon Dr	Ground Surface (defective pipe underground)	Ongoing	240,000	No	NA	0.75	Collapsed Pipe
7/9/2020	4:53 PM	5745 Gladewood Dr	Cleanout	0.78	300	Yes	White Oak	0.00	Bypass Pump Failure
7/9/2020	4:18 PM	Warwick Dr / Ferncliff Dr	Manhole	1.02	200	Yes	White Oak	0.00	Bypass Pump Failure
7/9/2020	Not Reported	5725 Warwick Dr	Building Backup	Not Reported	Not Reported	No	NA	0.00	Bypass Pump Failure

Table 1
 City of Jackson, Mississippi
 Annual Report No. 8 - March 2019 through February 2021
 Collection System SSOs

Date Began	Time Began	Location	Source	Estimated Duration, Hours	Estimated Volume, Gallons	Reached Waters of the State	Receiving Water	Rainfall, Inches	Reported Cause
7/14/2020	9:45 AM	681 Heather Lane	Cleanout	2.33	100	Yes	Eubanks	0.00	Grease / Roots / Solids
7/15/2020	10:47 AM	5735 Gladewood Dr	Cleanout	4.35	175	Yes	White Oak	0.00	Grease
7/15/2020	12:46 PM	330 N Mart Plz	Manhole	25.23	300	Yes	Eubanks	0.00	Collapsed Pipe
7/15/2020	2:59 PM	133 Prentiss St	Private Lateral	Ongoing	2,550	Yes	Town	0.00	Collapsed Pipe / Grease / Solids
7/15/2020	11:35 AM	110 S Green Avenue	Cleanout	72.75	800	Yes	Town	0.00	Grease / Solids
7/15/2020	1:01 PM	Wanwick Dr / Ferncliff Dr	Manhole	1.50	100	No	NA	0.00	Grease
7/17/2020	8:01 AM	108 Elcrest St	Manhole	26.65	200	Yes	Lynch	0.48	Collapsed Pipe
7/17/2020	10:28 AM	4457 Wedgewood St	Manhole	458.03	1,600	Yes	Hanging Moss	0.37	Collapsed Pipe
7/20/2020	11:00 AM	448 Queen Theresa Ln	Cleanout	Ongoing	600	No	NA	0.00	Collapsed Pipe / Grease / Solids
7/20/2020	8:58 AM	350 W Northside Dr	Private Lateral	Not Reported-Private	1,200	No	NA	0.00	Grease / Solids
7/21/2020	11:15 AM	2068 Monaco St	Private Lateral	Ongoing	550	No	NA	0.00	Unknown
7/21/2020	5:00 PM	391 Spanish Ct	Manhole	Ongoing	1,100	No	NA	0.00	Grease / Solids
7/23/2020	4:04 PM	202 E Ridgeway St	Manhole	371.00	250,000	Yes	Town	0.00	Solids
7/24/2020	1:57 PM	111 Joanna Ln	Ground Surface (defective pipe underground)	Ongoing	350	No	NA	0.00	Unknown
7/28/2020	4:20 PM	N Mill St / Whitfield St	Manhole	2.27	200	Yes	Town	0.00	Vandalism. Battery stolen from pump
7/29/2020	3:21 PM	314 Queen Margaret Lane	Private Lateral	0.00	76	No	NA	0.00	Fallen Tree
8/4/2020	Not Reported	5255 Forest Hill Road	Manhole	1,011.93	21,500	Yes	Trahon	0.08	Grease / Solids
8/6/2020	5:02 PM	534 Ellis Ave	Manhole	17.63	1,000	Yes	Lynch	0.00	Grease / PVC pipe in main
8/7/2020	1:45 PM	1204 N Jefferson St	Manhole	2.00	100	Yes	Belhaven	0.00	Grease / Solids
8/8/2020	11:15 AM	Gunda St	Manhole	Ongoing	9,600	Yes	Three Mile	0.00	Grease / Solids
8/10/2020	2:34 PM	629 Fondren Pl	Manhole	Ongoing	2,200	Yes	Town	0.00	Grease
8/16/2020	7:34 AM	4816 Sunnybrook Dr	Abandoned Lateral	1,087.60	23,000	Yes	Lynch	0.63	Grease / Solids
8/17/2020	12:20 PM	4457 Wedgewood St	Manhole	49.67	5,600	Yes	Hanging Moss	0.37	Collapsed Pipe
8/21/2020	4:12 PM	629 Fondren Pl	Manhole	0.38	80	No	NA	0.61	Grease
8/21/2020	3:55 PM	607 Fondren Pl	Manhole	1.02	150	Yes	Town	0.61	Grease / Solids
8/26/2020	12:33 PM	4369 Welota Dr	Manhole	28.95	30,000	No	NA	0.24	Roots

Table 1
 City of Jackson, Mississippi
 Annual Report No. 8 - March 2019 through February 2021
 Collection System SSOs

Date Began	Time Began	Location	Source	Estimated Duration, Hours	Estimated Volume, Gallons	Reached Waters of the State	Receiving Water	Rainfall, Inches	Reported Cause
9/1/2020	1:53 PM	North St / Poplar Blvd	Manhole	0.40	125	No	NA	0.00	Grease
9/8/2020	1:08 PM	441 Fielding Ave	Cleanout	1.53	20	No	NA	0.00	Grease
9/8/2020	2:48 PM	2909 Greenview Dr	Cleanout	0.70	30	No	NA	0.00	Grease
9/8/2020	2:48 PM	2913 Greenview Dr	Cleanout	0.70	30	No	NA	0.00	Grease
9/9/2020	9:33 AM	179 James St	Cleanout	1.00	20	No	NA	0.00	Grease
9/9/2020	11:03 AM	175 Riverpark Dr	Cleanout	0.77	20	No	NA	0.00	Grease
9/11/2020	10:05 AM	1309 Canterbury Ln	Cleanout	1.33	20	No	NA	0.33	Grease
9/11/2020	11:37 AM	3542 Valley Dr	Manhole	1.10	20	No	NA	0.33	Grease
9/13/2020	12:08 PM	1310 Rockdale Dr	Private Lateral	1.03	20	No	NA	0.00	Grease
9/16/2020	10:32 AM	1710 Casteel St	Ground Surface (defective pipe underground)	1.38	300	Yes	Lynch	0.00	Grease
9/16/2020	12:04 PM	Raymond Rd / Scanlon Dr	Manhole	Ongoing	300	Yes	Hardy	0.00	Grease
9/17/2020	9:26 AM	313 Catherine Ln	Constructed Bypass	1.60	20	No	NA	0.00	Grease
9/17/2020	12:15 PM	1519 Westhaven Blvd	Constructed Bypass	1.42	20	No	NA	0.00	Grease
9/21/2020	2:58 PM	179 James St	Cleanout	1.45	60	No	NA	0.00	Grease
9/21/2020	11:08 AM	414-419 Marcus L Butler Dr	Manhole	Ongoing	1,200	No	NA	0.00	Collapsed Pipe
9/21/2020	1:12 PM	1504 St Charles St	Private Lateral	1.55	60	No	NA	0.00	Grease
9/22/2020	1:56 PM	220 Gaylyn Dr	Cleanout	1.38	20	No	NA	0.00	Grease
9/22/2020	3:39 PM	1034 Meadow Heights Dr	Cleanout	0.68	10,000	No	NA	0.00	Grease
9/22/2020	10:53 AM	423-502 Willaman St	Manhole	Ongoing	730	No	NA	0.00	Collapsed Pipe / Grease
9/23/2020	10:42 AM	1915 Catalina Dr	Ground Surface (defective pipe underground)	1.07	20	No	NA	1.66	Collapsed Pipe / Grease
9/23/2020	2:25 PM	844 Combs St	Manhole	0.83	200	No	NA	1.66	Grease
9/27/2020	2:12 PM	155 Parkhurst Dr	Cleanout	0.43	20	No	NA	0.01	Grease
9/28/2020	6:48 PM	N State St / E Ridgeway St	Manhole	15.03	160	Yes	Eubanks	0.02	Solids
9/28/2020	12:06 PM	West St / Wesley Ave	Ground Surface (defective pipe underground)	2.90	150	Yes	Town	0.02	Grease / Solids
11/17/2019	10:44 AM	1221 Bellevue Pl	Other	Ongoing Unresolved	175,000	Yes	Belhaven	0.00	Undetermined

Table 1
City of Jackson, Mississippi
Annual Report No. 8 - March 2019 through February 2021
Collection System SSOs

Date Began	Time Began	Location	Source	Estimated Duration, Hours	Estimated Volume, Gallons	Reached Waters of the State	Receiving Water	Rainfall, Inches	Reported Cause
7/13/2020	4:50 PM	155 Parkhurst Dr	Cleanout	Ongoing Unresolved	8,250	Yes	Belhaven	0.00	Collapsed Pipe
9/15/2020	10:09 PM	537 Hillandale Dr	Other	Ongoing Unresolved	18,800	Yes	Big Creek	0.00	Collapsed Pipe
9/25/2020	5:16 PM	857 Lawrence Road	Manhole/Ground Surface	746.23	Not Reported	Yes	Hanging Moss	0.00	Collapsed Pipe
9/29/2020	9:58 AM	5874 Kinder Drive	Cleanout	Ongoing Unresolved	6,600	Yes	Purple	0.00	Roots / Solids
10/1/2020	10:13 AM	1005 Greymont Ave	Manhole	2.00	150	Yes	Belhaven	0.00	Grease
10/1/2020	1:45 PM	1253 Wood Village Dr	Manhole	3.08	200	Yes	Lynch	0.00	Grease
10/4/2020	2:35 PM	857 Lawrence Road	Ground Surface (defective pipe underground)	0.85	20	No	NA	0.00	Grease
10/5/2020	11:10 AM	423 Willaman St	Manhole	1.72	150	Yes	Lynch	0.00	Grease
10/5/2020	9:55 AM	Forest Ave / Watkins Dr	Manhole	1.05	150	Yes	Eubanks	0.00	Grease
10/5/2020	2:01 PM	1955 N Lamar St	Cleanout	1.48	150	Yes	Town	0.00	Grease
10/6/2020	9:34 AM	Prentiss St / Central St	Cleanout	2.70	100	Yes	Lynch	0.00	Grease
10/8/2020	12:46 PM	2563 Sheppard Dr	Cleanout	2.07	100	No	NA	0.44	Grease
10/8/2020	9:16 AM	6321 Abraham Lincoln Dr	Cleanout	1.50	100	Yes	Bogue Chitto	0.55	Grease
10/11/2020	10:36 AM	156 Strafford St	Cleanout	1.32	20	No	NA	0.01	Grease
10/11/2020	2:53 PM	1319 Rockdale Dr	Cleanout	2.12	20	Yes	Eubanks	0.01	Grease
10/11/2020	1:26 PM	134 E Fortification St	Cleanout	1.23	150	Yes	Town	0.05	Grease
10/14/2020	3:09 PM	3803 Rebecca Ct	Cleanout	403.60	960	No	NA	0.00	Grease / Roots / Solids
10/14/2020	10:00 AM	654 Avalon Road	Cleanout	1.37	30	No	NA	0.00	Grease
10/15/2020	2:39 PM	715 Kirkley Cir	Cleanout	0.93	100	Yes	Eubanks	0.00	Grease
10/15/2020	3:48 PM	1254 Macon St	Cleanout	2.20	150	No	NA	0.00	Grease
10/15/2020	1:49 PM	215 Cullley Dr	Cleanout	0.65	50	No	NA	0.00	Grease
10/15/2020	10:15 AM	5702 Medgar Evers Blvd	Manhole	1.50	100	No	NA	0.00	Grease
10/15/2020	10:15 AM	5701 Medgar Evers Blvd	Cleanout	1.50	100	No	NA	0.00	Grease
10/16/2020	1:48 PM	4266 Richmond Cir	Manhole	1.75	100	Yes	Town	0.03	Grease
10/16/2020	1:48 PM	4262 Richmond Cir	Cleanout	1.75	100	Yes	Town	0.03	Grease
10/16/2020	1:48 PM	4265 Richmond Cir	Cleanout	1.75	100	Yes	Town	0.03	Grease
10/16/2020	9:05 AM	5534 Queen Elizabeth Lane	Cleanout	1.47	100	No	NA	0.03	Grease

Table 1
 City of Jackson, Mississippi
 Annual Report No. 8 - March 2019 through February 2021
 Collection System SSOs

Date Began	Time Began	Location	Source	Estimated Duration, Hours	Estimated Volume, Gallons	Reached Waters of the State	Receiving Water	Rainfall, Inches	Reported Cause
10/18/2020	10:36 AM	322 Spanish Ct	Cleanout	0.43	125	Yes	Town	0.00	Collapsed Pipe / Grease
10/22/2020	9:30 AM	Hanging Moss Cir / Witsell Dr	Manhole	0.90	Not Reported	No	NA	0.00	Grease
10/22/2020	10:32 AM	453 Cambridge Lane	Manhole	26.47	Not Reported	Yes	Trahon	0.00	Grease
10/23/2020	2:16 PM	2933 Greenview Dr	Cleanout	1.53	Not Reported	Yes	Hardy	0.36	Solids
10/26/2020	9:55 AM	4266 Richmond Cir	Manhole	2.70	Not Reported	Yes	Town	0.00	Collapsed Pipe
10/26/2020	2:30 PM	149 Woodland Cir	Manhole	Ongoing Unresolved	1,800	Yes	Eubanks	0.00	Collapsed Pipe
10/27/2020	9:00 AM	2906 Sheila Drive	Manhole	4.20	3,000	No	NA	0.16	Grease
10/27/2020	1:12 PM	2906 Sheila Drive	Cleanout	1.20	1,000	Yes	Lynch	0.16	Grease
4/6/2020	11:27 PM	1858 Northwood Cir	Ground Surface (defective pipe underground)	5,557.22	93,200	No	NA	0.00	Grease / Roots / Solids
7/1/2020	11:14 AM	515 Harrow Dr	Cleanout	3,387.43	7,100	Yes	Hanging Moss	0.00	Grease
7/1/2020	3:01 PM	1735 Riverwood Dr	Manhole	Ongoing Unresolved	56,800	Yes	Hanging Moss	0.00	Grease
7/29/2020	2:31 PM	5700 Gladewood Dr	Building Backup	2,767.73	36,800	Yes	White Oak	0.00	Collapsed Pipe / Grease / Roots
10/7/2020	9:06 AM	644 Benning Road	Cleanout	1,159.95	2,940	No	NA	0.00	Grease
10/19/2020	11:41 AM	354 St Andrews Dr	Building Backup	Ongoing Unresolved	8,600	Yes	Purple	0.00	Grease / Roots / Solids
10/22/2020	1:49 PM	705 Gardner St	Cleanout	669.65	5,800	No	NA	0.00	Grease / Roots / Solids
11/1/2020	9:12 AM	844 Combs St	Manhole	Ongoing Unresolved	13,700	No	NA	0.00	Grease
11/1/2020	2:09 PM	537 Hillandale Dr	Ground Surface (defective pipe underground)	313.60	5,600	Yes	Big Creek	0.00	Collapsed Pipe
11/1/2020	11:16 AM	738 Oakwood St	Manhole	0.73	50	No	NA	0.00	Grease
11/2/2020	10:30 AM	327 Mctyere Ave	Manhole	Ongoing Unresolved	8,900	Yes	Town	0.00	Grease / Solids
11/2/2020	2:08 PM	975 I Frontage	Manhole	1.05	150	Yes	Lynch	0.00	Not Reported
11/2/2020	4:06 PM	2419 Eleanor Ave	Cleanout	1.40	20	No	NA	0.00	Grease
11/2/2020	10:02 AM	155 Parkhurst Dr	Cleanout	0.90	100	No	NA	0.00	Grease
11/4/2020	5:36 PM	127 Woodsia Lane	Ground Surface (defective pipe underground)	Ongoing Unresolved	4,350	Yes	Eubanks	0.00	Collapsed Pipe / Grease / Roots

Table 1
 City of Jackson, Mississippi
 Annual Report No. 8 - March 2019 through February 2021
 Collection System SSOs

Date Began	Time Began	Location	Source	Estimated Duration, Hours	Estimated Volume, Gallons	Reached Waters of the State	Receiving Water	Rainfall, Inches	Reported Cause
11/4/2020	12:09 PM	5702 Medgar Evers Blvd	Manhole	Ongoing Unresolved	8,100	No	NA	0.00	Grease
11/4/2020	8:06 PM	622 Beaverbrook Dr	Cleanout	1.88	200	No	NA	0.00	Solids
11/9/2020	4:12 PM	Forest Ave / Watkins Dr	Manhole	Ongoing Unresolved	8,800	Yes	Eubanks	0.00	Grease / Solids
11/9/2020	9:26 AM	2322 Forest Ave	Manhole	Ongoing Unresolved	4,400	Yes	Eubanks	0.00	Grease / Solids
11/12/2020	12:38 PM	5665 Deckard Dr	Defective Lateral	1.05	200	Yes	Lynch	0.00	Grease / Solids
11/12/2020	8:33 PM	4320 Will O Run Dr	Cleanout	185.70	3,600	Yes	Big Creek	0.00	Grease / Roots / Solids
11/13/2020	1:25 PM	1010 Forest Ave	Manhole	Ongoing Unresolved	5,400	Yes	Eubanks	0.00	Grease / Solids
11/16/2020	8:25 PM	123 Culbertson Ave	Cleanout	161.25	120	No	NA	0.00	Undetermined-Private Lateral
11/17/2020	3:46 PM	2126 Morton Ave	Defective Lateral	0.53	260	No	NA	0.00	Grease
11/18/2020	6:45 PM	2249 Greenbriar Dr	Cleanout	1.53	175	No	NA	0.00	Grease / Solids
11/18/2020	4:22 PM	Raymond Road / Valley St	Manhole	1.13	200	Yes	Lynch	0.00	Grease / Solids
11/19/2020	3:52 PM	3807 Hawthorn Dr	Cleanout	0.45	150	No	NA	0.00	Grease / Solids
11/19/2020	4:27 PM	4950 Willow Creek Dr	Manhole	44.55	1,200	Yes	Hanging Moss	0.00	Grease / Solids
11/20/2020	10:14 AM	2126 Morton Ave	Cleanout	0.77	120	No	NA	0.00	Grease / Solids
11/21/2020	9:07 AM	102 Commerce Park DR	Manhole	Ongoing Unresolved	750	Yes	Town	0.00	Undetermined
6/15/2020	8:51 PM	5626 Ridgewood Rd	Cleanout	3,482.57	14,600	No	NA	0.00	Grease
8/8/2020	10:36 AM	4824 Chastain Dr	Manhole	3,215.05	27,000	No	NA	0.00	Grease / Solids
9/11/2020	3:14 PM	3718 Main St	Cleanout	2,442.82	2,060	No	NA	1.29	Grease / Solids
9/14/2020	11:19 AM	5425 Clinton Blvd	Manhole	1,972.43	49,800	Yes	Lynch	0.00	Collapsed Pipe / Grease / Solids
9/24/2020	3:23 PM	3625 Parkway Ave	Cleanout	982.98	2,100	No	NA	1.72	Grease
9/29/2020	2:58 PM	425 Beasley Rd	Manhole	Private Service, Plumber resolved	94,000	Yes	Hanging Moss	0.00	Grease / Solids
10/1/2020	12:27 PM	4625 Heritage Manor Pl	Ground Surface (defective pipe underground)	1,683.05	9,500	Yes	Trahan	0.00	Grease / Roots
10/31/2020	4:06 PM	3805 Jayne Ave	Manhole	957.33	12,300	Yes	Lynch	0.00	Grease / Solids

Table 1
 City of Jackson, Mississippi
 Annual Report No. 8 - March 2019 through February 2021
 Collection System SSOs

Date Began	Time Began	Location	Source	Estimated Duration, Hours	Estimated Volume, Gallons	Reached Waters of the State	Receiving Water	Rainfall, Inches	Reported Cause
11/5/2020	10:35 AM	1908 Utah St	Cleanout	698.42	15,000	Yes	Town	0.00	Grease / Solids
11/6/2020	4:12 PM	Forest Ave / Watkins Dr	Manhole	69.27	1,200	Yes	Eubanks	0.00	Grease / Solids
11/6/2020	11:01 AM	2563 Sheppard Dr	Cleanout	988.38	6,300	No	NA	0.00	Grease / Solids
11/11/2020	10:56 AM	1415 Woody Dr	Ground Surface (defective pipe underground)	696.57	12,000	Yes	Cany	0.01	Collapsed Pipe
11/17/2020	8:23 AM	2217 Martin Luther King Dr	Cleanout	Ongoing - Private Lateral	2,700	No	NA	0.00	Grease
11/20/2020	3:01 PM	5115 Harrow Dr	Manhole	455.23	1,000	Yes	Hanging Moss	0.00	Grease / Roots / Solids
11/21/2020	9:57 AM	717 Glenmont Dr	Cleanout	457.10	200	No	NA	0.00	Solids
11/25/2020	2:18 PM	Northwood Cir	Manhole	527.45	9,200	Yes	Hanging Moss	0.00	Grease / Solids
11/30/2020	9:26 AM	2322 Forest Ave	Manhole	122.98	1,200	Yes	Eubanks	0.00	Grease / Solids
12/1/2020	5:58 PM	5702 Medgar Blvd	Manhole	235.28	7,700	Yes	Bogue Chitto	0.00	Grease / Solids
12/1/2020	12:16 PM	170 Wildwood Ter	Ground Surface (defective pipe underground)	172.95	960	No	NA	0.00	Grease
12/4/2020	3:50 PM	1648 Pear Orchard Pl	Manhole	2.40	300	Yes	Purple	0.00	Grease / Solids
12/4/2020	4:25 PM	6519 George Washington Dr	Manhole	0.83	5,000	No	NA	0.18	Grease
12/7/2020	10:49 AM	770 N State St	Manhole	287.93	1,300	Yes	Town	0.00	Grease / Solids
12/8/2020	8:45 AM	5700 Gladewood Dr	Cleanout	5.68	500	Yes	White Oak	0.00	Grease
12/11/2020	8:10 PM	Gladewood Dr	Cleanout	1.02	200	Yes	White Oak	0.06	Collapsed Pipe / Grease
12/14/2020	4:18 PM	5080 Parkway Dr	Cleanout	0.87	120	No	NA	0.00	Undetermined, Private Lateral
12/15/2020	5:00 PM	705 Gardner St	Cleanout	0.38	150	Yes	Eubanks	0.00	Grease
12/16/2020	5:02 PM	414 Barksdale St	Manhole	1.72	100	Yes	Town	0.06	Grease
12/16/2020	10:52 AM	1544 Pittsburg St	Manhole	Ongoing Unresolved	80,000	No	NA	0.17	Grease
12/16/2020	3:08 PM	Forest Ave / Watkins Dr	Manhole	1.60	400	Yes	Eubanks	0.12	Grease / Solids
12/17/2020	9:42 AM	5505 William Dr	Cleanout	5.80	5,000	No	NA	0.00	Roots
12/18/2020	2:45 PM	5025 Deckard Dr	Cleanout	0.47	2,000	No	NA	0.00	Grease
12/19/2020	1:50 PM	St Charles St / Delaware Ave	Ground Surface (defective pipe underground)	0.67	Not Reported	Yes	Lynch	0.22	Collapsed Pipe / Grease / Roots / Solids
12/21/2020	1:38 PM	259 Colebrook Ave	Cleanout	1.87	2,000	No	NA	0.00	Not Reported

Table 1
 City of Jackson, Mississippi
 Annual Report No. 8 - March 2019 through February 2021
 Collection System SSOs

Date Began	Time Began	Location	Source	Estimated Duration, Hours	Estimated Volume, Gallons	Reached Waters of the State	Receiving Water	Rainfall, Inches	Reported Cause
12/21/2020	4:01 PM	4094 Pinehill Dr	Manhole	21.82	300	Yes	Eubanks	0.01	Grease / Solids
12/21/2020	11:30 AM	919 Spring Ave	Manhole	0.97	5,000	No	NA	0.00	Grease
12/22/2020	3:47 PM	2445 Brinoy Dr	Manhole	Ongoing Unresolved	3,000	Yes	Cany	0.00	Grease / Solids
12/22/2020	5:44 PM	4049 N West St	Manhole	0.77	150	Yes	Eubanks	0.00	Grease
12/22/2020	6:47 PM	4145 State St	Manhole	0.20	80	No	NA	0.00	Grease / Solids
12/22/2020	5:45 PM	4931 Shadow Wood Dr	Cleanout	24.25	75	No	NA	0.98	Grease
12/23/2020	12:24 PM	Capitol St / Princeton St	Manhole	2.35	150	Yes	Town	1.53	Grease
5/19/2020	2:45 PM	315 Magnolia Rd	Manhole	Ongoing Unresolved	136,200	Yes	Lynch	0.00	Grease / Solids
12/14/2020	1:57 PM	4314 Woodland Dr	Building Backup	2.68	Building Backup - No volume reported	No	NA	0.02	Grease / Solids
12/18/2020	9:08 AM	1027 Woody Dr	Manhole	1,037.20	31,500	Yes	Hanging Moss	0.00	Collapsed Pipe / Grease / Solids
1/15/2021	4:03 PM	1700 University Blvd	Manhole	0.30	160	Yes	Lynch	0.00	Grease
1/17/2021	11:23 AM	170 Cloverleaf Cir	Manhole	1.67	150	Yes	Town	0.78	Grease / Solids
12/31/2020	6:29 PM	102 McDowell Park Cir	Manhole	665.33	5,800	Yes	Cany	0.00	Grease / Solids
1/4/2021	1:11 PM	242 Sundown Trl	Cleanout	22.93	30	No	NA	0.00	Grease / Solids
1/5/2021	2:15 PM	1210 Melwood Pl	Other	553.33	3,600	No	NA	0.00	Grease
1/8/2021	12:09 PM	218 Yerger St	Manhole	Ongoing Unresolved	9,600	Yes	Town	0.00	Undetermined
1/21/2021	10:00 AM	1042 Madison St	Manhole	1.75	500	Yes	Belhaven	0.04	Grease / Solids
1/14/2021	8:10 AM	4341 N Honeysuckle Ln	Cleanout	271.58	1,800	Yes	Hanging Moss	0.00	Grease
1/17/2021	11:07 AM	301 Culbertson Ave	Cleanout	4.40	3	No	NA	0.00	Grease
1/17/2021	2:23 PM	1636 Raymond Rd	Manhole	54.38	45,000	Yes	Cany	0.00	Grease / Solids
1/19/2021	3:00 PM	1734 Hospital Dr	Manhole	0.77	1,000	Yes	Cany	0.00	Grease
1/25/2021	9:29 AM	909 Quin St	Manhole	4.77	1,000	Yes	Belhaven	0.03	Grease / Solids
1/26/2021	6:22 AM	1200 Priscock Rd	Manhole	Ongoing Private	30,000	Yes	Trahon	0.00	Grease / Solids
1/25/2021	9:11 AM	Downing St / Mitchell Ave	Manhole	54.82	4,500	Yes	Town	0.47	Grease / Solids
1/26/2021	8:00 AM	1735 Riverwood Dr	Manhole	Ongoing Unresolved	2,400	Yes	Hanging Moss	0.00	Grease / Roots / Solids

Table 1

City of Jackson, Mississippi
Annual Report No. 8 - March 2019 through February 2021
Collection System SSOs

Date Began	Time Began	Location	Source	Estimated Duration, Hours	Estimated Volume, Gallons	Reached Waters of the State	Receiving Water	Rainfall, Inches	Reported Cause
1/27/2021	2:14 PM	4543 Churchill Dr	Manhole	46.77	Resolved - No Volume reported	Yes	Eubanks	0.02	Collapsed Pipe / Grease / Solids
Resolved by Contractor- No Time reported		170 Elmwood Pl	Manhole	Resolved by Contractor- No Time reported	Resolved by Contractor- No Volume reported	Yes	Bogue Chitto	0.01	Grease / Roots / Solids
1/11/2021	2:45 PM	315 Magnolia Rd	Manhole	811.75	20,600	Yes	Lynch	0.00	Grease / Solids
12/3/2020	3:25 PM	6325 Abraham Lincoln Dr	Cleanout	1,605.13	6,800	Yes	Bogue Chitto	0.95	Grease
1/9/2021	4:08 PM	705 Gardner St	Cleanout	1,103.93	Not Reported	Yes	Eubanks	0.00	Collapsed Pipe
1/14/2021	4:42 PM	Forest Ave / Watkins Dr	Manhole	640.30	28,000	Yes	Eubanks	0.00	Grease / Solids
1/19/2021	9:52 AM	275 Maria Ave	Cleanout	1,013.88	25,800	Yes	Three Mile	0.00	Grease
1/20/2021	NR	308 Livingston St	Cleanout	877.50	Not Reported	Yes	Town	0.02	Grease / Solids
1/22/2021	11:00 AM	206 Taylor St	Cleanout	5.00	5,000	No	NA	0.41	Grease
2/9/2021	12:27 AM	506 Marleno Dr	Ground Surface (defective pipe underground)	13.72	150	No	NA	0.51	Grease
1/22/2021	8:25 AM	1175 Eminence Row	Ground Surface (defective pipe underground)	1.50	5,000	No	NA	0.49	Grease
1/23/2021	12:04 AM	4824 Chastain Dr	Manhole	12.68	5,000	No	NA	0.00	Grease
1/23/2021	2:25 PM	1036 Buckley Dr	Manhole	1.08	5,000	No	NA	0.00	Underdetermined
2/11/2021	8:40 AM	6295 Old Canton Rd	Manhole	97.58	3,500	Yes	Purple	0.00	Grease / Solids
2/3/2021	8:17 AM	4672 Dixie Dr	Manhole	55.97	2,400	Yes	Lynch	0.00	Grease / Solids
2/4/2021	12:45 PM	Northside Dr / Manhattan Rd	Manhole	2.68	250	Yes	Eubanks	0.29	Grease / Solids
2/8/2021	1:11 PM	1200 Lakeland Dr	Cleanout	23.32	300	No	NA	0.00	Solids
2/9/2021	11:45 AM	110 Briarcliff Cir	Ground Surface (defective pipe underground)	1.70	1,000	Yes	Cany	0.00	Grease
2/24/2021	10:07 AM	220 S West St	Manhole	27.13	600	Yes	Town	0.00	Grease / Solids
2/25/2021	1:22 PM	3420 Forest Hill Dr	Manhole	98.63	5,000	Yes	Trahan	0.01	Grease

Table 2
 City of Jackson, Mississippi
 Annual Report No. 8 - March 2019 through February 2021
 Pump Station SSOs

Date Began	Time Began	Location	Source	Estimated Duration, Hours	Estimated Volume, Gallons	Reached Waterway	Receiving Water	Reinfall, Inches	Reported Cause
3/29/2019	10:30 AM	10 Greenwing Ct.(LS-26)	Pump Station	0.58	30	Yes	Purple	0.00	Bad float switch and water damage to the CNS uplink box
			NO PUMP STATION SSOs REPORTED - April 2019						
			NO PUMP STATION SSOs REPORTED - May 2019						
			NO PUMP STATION SSOs REPORTED - June 2019						
			NO PUMP STATION SSOs REPORTED - July 2019						
			NO PUMP STATION SSOs REPORTED - August 2019						
			NO PUMP STATION SSOs REPORTED - September 2019						
			NO PUMP STATION SSOs REPORTED - October 2019						
			NO PUMP STATION SSOs REPORTED - November 2019						
			NO PUMP STATION SSOs REPORTED - December 2019						
			NO PUMP STATION SSOs REPORTED - January 2020						
			NO PUMP STATION SSOs REPORTED - February 2020						
			NO PUMP STATION SSOs REPORTED - March 2020						
			NO PUMP STATION SSOs REPORTED - April 2020						
			NO PUMP STATION SSOs REPORTED - May 2020						
			NO PUMP STATION SSOs REPORTED - June 2020						
			NO PUMP STATION SSOs REPORTED - July 2020						
			NO PUMP STATION SSOs REPORTED - August 2020						
			NO PUMP STATION SSOs REPORTED - September 2020						
			NO PUMP STATION SSOs REPORTED - October 2020						
			NO PUMP STATION SSOs REPORTED - November 2020						
			NO PUMP STATION SSOs REPORTED - December 2020						
			NO PUMP STATION SSOs REPORTED - January 2021						
			NO PUMP STATION SSOs REPORTED - February 2021						

Table 3
 City of Jackson, Mississippi
 Annual Report No. 8 - March 2019 through February 2021
 West Bank Interceptor SSOs

Date Began	Time Began	Location	Source	Estimated Duration, Hours	Estimated Volume, Gallons	Reached Waterway	Receiving Water	Rainfall, Inches	Reported Cause
3/11/2019	1:59 PM	408 S Jefferson St	Manhole	3.52	350,000	Yes	Pearl	1.80	Excessive flow and inability to operate #4 Raw Sewage pump at full capacity
4/13/2019	9:00 PM	408 S Jefferson St	Manhole	5.50	550,000	Yes	Pearl	2.83	Excessive flow and inability to operate #4 Raw Sewage pump at full capacity
4/15/2019	5:00 PM	408 S Jefferson St	Manhole	21.25	2,125,000	Yes	Pearl	1.80	Excessive flow and inability to operate #3 & #4 Raw Sewage pumps at full capacity
4/17/2019	3:30 PM	345 St. Andrews Dr	Manhole	Not Reported	Not Reported	Yes	Purple	0.00	Excessive Flow
4/18/2019	10:48 AM	408 S Jefferson St	Manhole	57.12	5,700,000	Yes	Pearl	1.62	Power Outage at the Raw Sewage Building; Excessive flow and inability to operate #3 & #4 Raw Sewage pumps at full capacity
4/26/2019	6:01 AM	408 S Jefferson St	Manhole	2.38	300,000	Yes	Pearl	0.00	Power outage throughout the entire plant site due to ground fault on #1 Effluent Screw Pump
5/9/2019	10:55 AM	408 S Jefferson St	Manhole	6.27	625,000	Yes	Pearl	3.43	Excessive Flow
5/10/2019	12:30 PM	345 ST. ANDREWS DR	Manhole	Not Reported	Not Reported	Yes	Purple	0.39	Excessive Flow
NO WEST BANK INTERCEPTOR SSOs REPORTED - July 2019									
8/26/2019	9:37 AM	408 S Jefferson St	Manhole	3.38	350,000	Yes	Pearl	2.91	Excessive flow
NO WEST BANK INTERCEPTOR SSOs REPORTED - September 2019									
NO WEST BANK INTERCEPTOR SSOs REPORTED - October 2019									
NO WEST BANK INTERCEPTOR SSOs REPORTED - November 2019									
NO WEST BANK INTERCEPTOR SSOs REPORTED - December 2019									
1/2/2020	8:13 AM	408 Jefferson St	Manhole	2.23	100,000	Yes	Pearl	4.01	Excessive Flow
1/2/2020	6:30 PM	408 Jefferson St	Manhole	5.50	300,000	Yes	Pearl	4.01	Excessive Flow
1/7/2020	7:50 AM	408 Jefferson St	Manhole	2.57	811,549	Yes	Pearl	0.00	Excessive Flow
1/7/2020	11:42 AM	408 Jefferson St	Manhole	1.67	522,816	Yes	Pearl	0.00	Excessive Flow
1/7/2020	7:22 PM	408 Jefferson St	Manhole	1.30	279,438	Yes	Pearl	0.00	Excessive Flow
1/8/2020	7:26 AM	408 Jefferson St	Manhole	2.00	511,599	Yes	Pearl	0.00	Excessive Flow
1/8/2020	11:56 AM	408 Jefferson St	Manhole	2.60	688,701	Yes	Pearl	0.00	Excessive Flow
1/9/2020	7:42 AM	408 Jefferson St	Manhole	9.33	929,723	Yes	Pearl	0.00	Excessive Flow
1/6/2020	10:46 AM	408 Jefferson St	Manhole	1.13	189,564	Yes	Pearl	0.36	Excessive Flow
1/6/2020	1:54 PM	408 Jefferson St	Manhole	2.00	412,894	Yes	Pearl	0.36	Excessive Flow
1/10/2020	1:27 PM	408 Jefferson St	Manhole	4.95	940,339	Yes	Pearl	0.36	Excessive Flow
1/10/2020	8:10 PM	408 Jefferson St	Manhole	5.83	596,980	Yes	Pearl	0.36	Excessive Flow
1/11/2020	7:41 AM	408 Jefferson St	Manhole	0.32	12,318	Yes	Pearl	1.79	Excessive Flow

Table 3
 City of Jackson, Mississippi
 Annual Report No. 8 - March 2019 through February 2021
 West Bank Interceptor SSOs

Date	Time	Address	Manhole	Flow (cfs)	Volume (gals)	Yes	Color	Flow Level
1/11/2020	8:16 AM	408 Jefferson St	Manhole	17.00	6,831,520	Yes	Pearl	1.79 Excessive Flow
1/14/2020	9:31 AM	408 Jefferson St	Manhole	237.65	152,149,223	Yes	Pearl	4.14 Excessive Flow
2/13/2020	2:58 PM	345 St Andrews Drive	Manhole	335.53	Not Reported	Yes	Purple	0.19 Excessive Flow
2/11/2020	11:59 AM	408 S Jefferson St	Manhole	383.08	256,513,631	Yes	Pearl	0.89 Excessive Flow
2/17/2020	10:15 PM	308 S Jefferson St	Manhole	134.50	672,500	YES	Pearl	0.06 Excessive Flow
3/4/2020	4:27 PM	408 S Jefferson St	Manhole	1.95	501,296	Yes	Pearl	1.89 Excessive Flow
3/5/2020	10:18 AM	408 S Jefferson St	Manhole	0.33	3,010	Yes	Pearl	0.38 Excessive Flow due to high river level
3/7/2020	3:03 PM	408 S Jefferson St	Manhole	122.95	51,594,579	Yes	Pearl	0.30 Excessive Flow due to high river level. River level was above 30' for the duration of the event.
4/19/2020	5:12 PM	408 S Jefferson St	Manhole	7.87	5,831,211	Yes	Pearl	2.56 Excessive Rainfall
4/23/2020	2:26 AM	408 S Jefferson St	Manhole	86.37	33,087,224	Yes	Pearl	1.88 Excessive Rainfall
4/29/2020	9:57 AM	408 S Jefferson St	Manhole	0.20	42,271	Yes	Pearl	NA Extended Power Outage and North Gate restricted
NO WEST BANK INTERCEPTOR SSOs REPORTED - May 2020								
06/08/20	3:56 AM	408 S Jefferson St	Manhole	7.05	5,177,041	Yes	Pearl	2.74 Excessive Rainfall
NO WEST BANK INTERCEPTOR SSOs REPORTED - July 2020								
NO WEST BANK INTERCEPTOR SSOs REPORTED - August 2020								
NO WEST BANK INTERCEPTOR SSOs REPORTED - September 2020								
NO WEST BANK INTERCEPTOR SSOs REPORTED - October 2020								
NO WEST BANK INTERCEPTOR SSOs REPORTED - November 2020								
NO WEST BANK INTERCEPTOR SSOs REPORTED - December 2020								
NO WEST BANK INTERCEPTOR SSOs REPORTED - January 2021								
NO WEST BANK INTERCEPTOR SSOs REPORTED - February 2021								

Table 4
 City of Jackson, Mississippi
 Annual Report No. 8 - March 2019 through February 2021
 Prohibited Bypasses SSOs

Date Began	Time Began	Location	Source	Estimated Duration, Days	Estimated Volume, Million Gallons	Reached Waterway	Receiving Water	Rainfall, Inches	Reported Cause
12/9/2018*	10:26 AM	3810 55 S	WWTP	165	4,069.47	YES	Pearl	39.56*	Excessive flow
07/15/19	12:00 PM	3810 55 S	WWTP	4	106.58	YES	Pearl	2.78*	Excessive flow
08/26/19	2:52 PM	3810 55 S	WWTP	5	135.95	YES	Pearl	2.91*	Excessive flow
10/26/19	9:00 AM	3810 55 S	WWTP	15	748.30	YES	Pearl	7.08*	Excessive flow
12/11/19	9:00 AM	3811 55 S	WWTP	55	3,645.17	YES	Pearl	18.10*	Excessive flow
02/08/20	7:20 AM	3811 55 S	WWTP	41	2,117.93	YES	Pearl	10.88*	Excessive flow
03/22/20	2:30 PM	3810 55 S	WWTP	6	152.37	Yes	Pearl	1.07*	Excessive flow
04/19/20	10:00 AM	3810 55 S	WWTP	14	648.59	Yes	Pearl	5.48*	Excessive flow / High River level
05/06/20	10:35 AM	3810 55 S	WWTP	7	103.83	Yes	Pearl	0.41*	Diverted WTP flow. Storm Cells full
05/27/20	5:05 PM	3810 55 S	WWTP	8	109.21	Yes	Pearl	1.47*	Excessive flow / Storm Cells full
06/08/20	4:50 PM	3810 55 S	WWTP	3	110.52	Yes	Pearl	3.24*	Excessive flow
07/09/20	12:30 AM	3810 55 S	WWTP	5	121.76	Yes	Pearl	1.96*	Excessive flow / High River level
10/30/20	7:08 AM	3810 55 S	WWTP	4	76.52	Yes	Pearl	2.43*	Excessive flow
12/04/20	9:30 AM	3810 55 S	WWTP	4	95.55	Yes	Pearl	2.02*	Excessive flow
12/14/20	1:55 PM	3810 55 S	WWTP	4	102.81	Yes	Pearl	1.79*	Excessive flow
01/01/21	11:38 AM	3810 55 S	WWTP	4	101.32	Yes	Pearl	0.86*	Excessive flow
01/11/21	7:30 AM	3810 55 S	WWTP	5	159.00	Yes	Pearl	.63 rain / 1.2 snow	Excessive flow
01/22/21	1:00 PM	3810 55 S	WWTP	7	182.37	Yes	Pearl	1.90*	Excessive flow
02/07/21	6:49 PM	3810 55 S	WWTP	6	84.51	Yes	Pearl	0.55*	Excessive flow
02/18/21	8:03 AM	3810 55 S	WWTP	9	283.31	Yes	Pearl	1.05*	Excessive flow

* The bypass event that began on 12/9/2018 ended on 5/22/2019. The cumulative Volume and Duration is shown for this event.

** Rainfall amounts shown are cumulative for the duration of the bypass

*** Volumes reported are measured at bypass flume prior to combining with plant flow